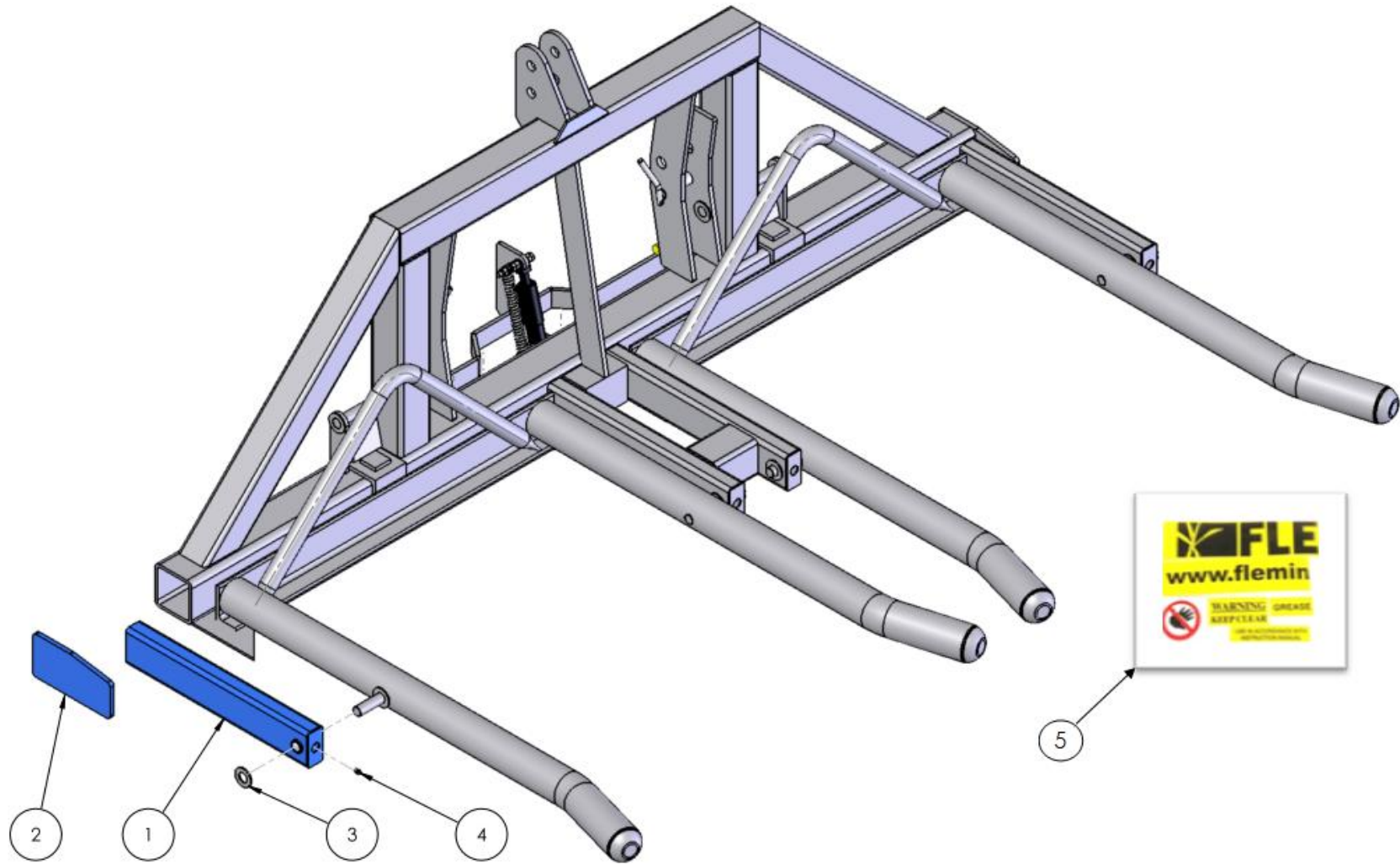


# DOUBLE BALE HANDLER SPARE PARTS LIST



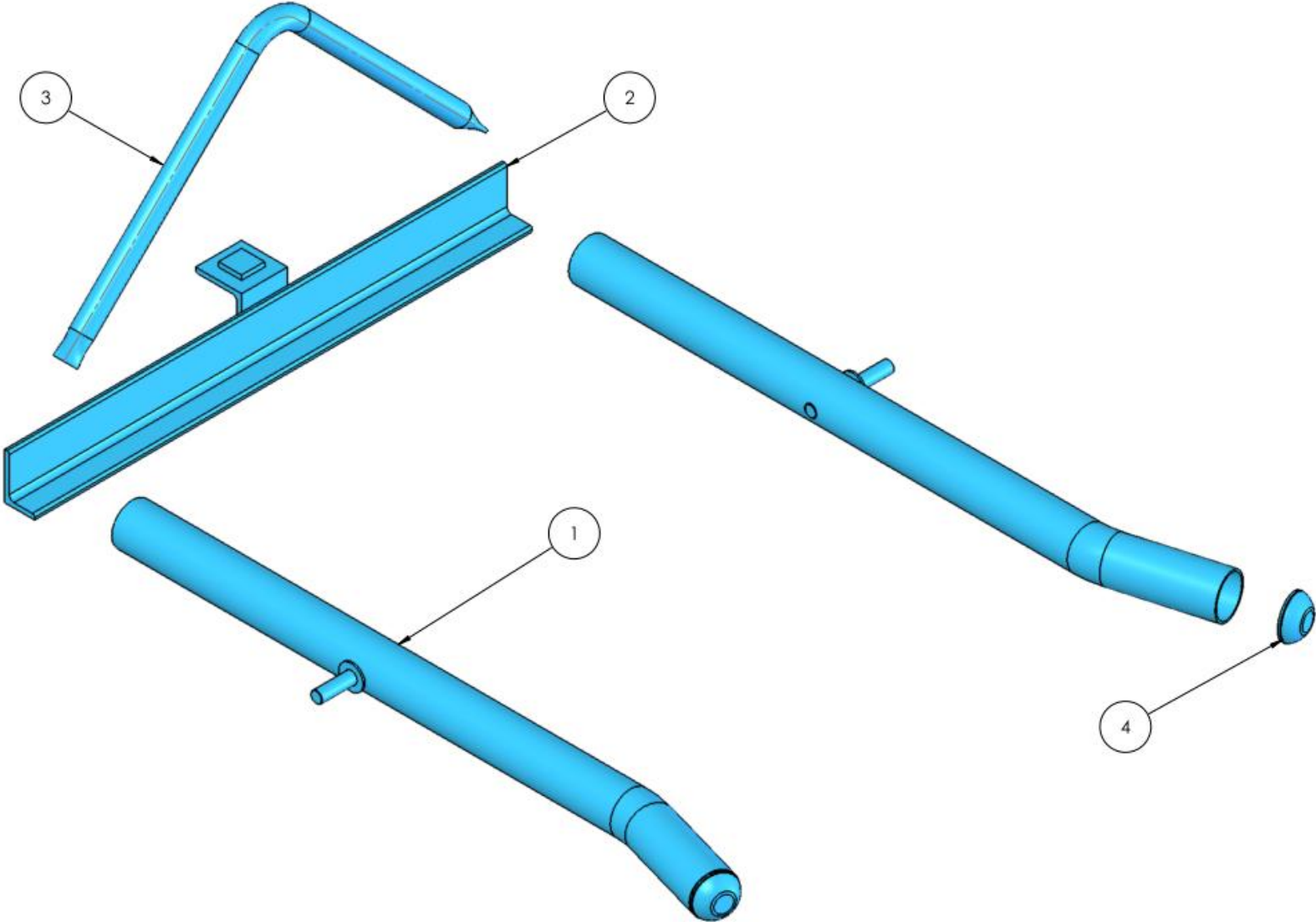
DBBH SIDE ASSEMBLY



SEE TABLE NO: 001

TABLE NO: 001 DOUBLE BALE HANDLER SIDE ASSEMBLY			
ITEM NO	DESCRIPTION	DBBH	
		CODE	QTY
1	DBBH BOX SECTION	P001.251	4
2	DBBH BOX SECTION REINFORCING	P001.252	2
3	1" WASHER SELF COLOUR	ZFAS25	4
4	GREASE NIPPLE	ZGPP30	4
5	SAFETY STICKER KIT	P001.505	1

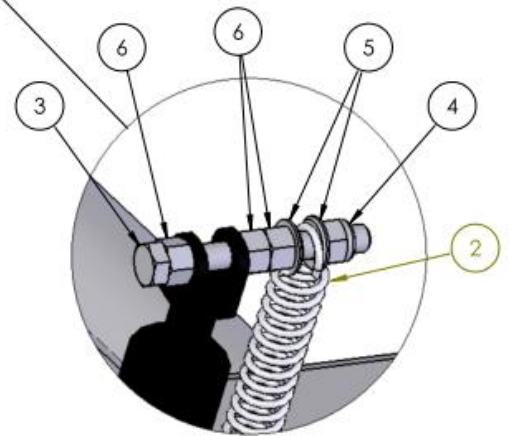
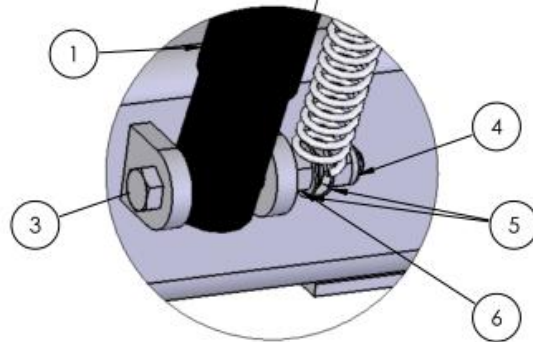
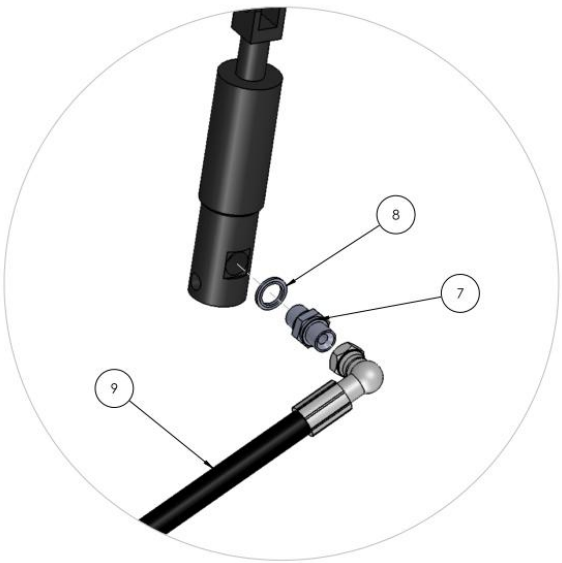
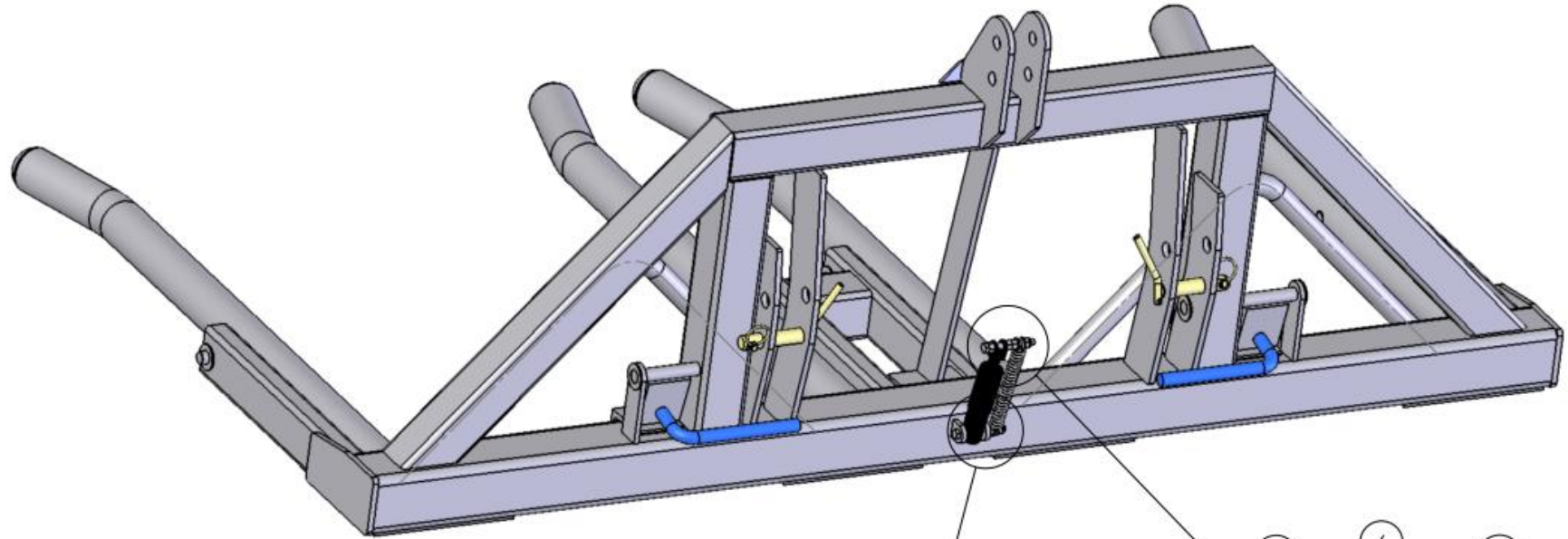
DBBH BALE CARRIER ASSEMBLY



SEE TABLE NO: 002

TABLE NO: 002 DOUBLE BALE HANDLER BALE CARRIER ASSEMBLY			
ITEM NO	DESCRIPTION	DBBH	
		CODE	QTY
1	BALE TIPPER ARM	P001.238	4
2	DOUBLE BALE TIPPER REAR TRIP FRAME	P001.253	2
3	BALE GUARD	P001.240	2
4	PIPE DOMED END	P001.233	4

DBBH HYDRAULIC TRIP MECHANISM

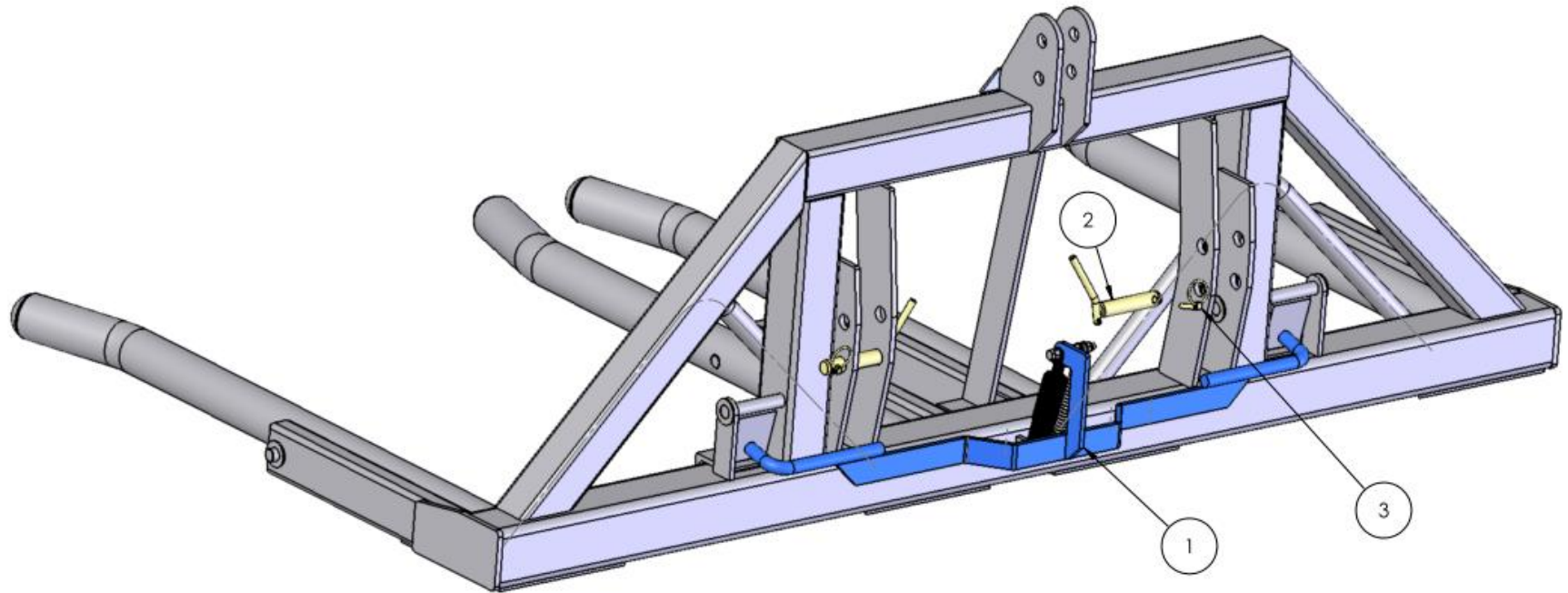


SEE TABLE NO: 003

**TABLE NO: 003 DOUBLE BALE HANDLER HYDRAULIC TRIP MECHANISM**

ITEM NO	DESCRIPTION	DBBH	
		CODE	QTY
1	HYDRAULIC TRIP CYLINDER	ZGPP73	1
2	DOUBLE BALE HANDLER TRIP SPRING	ZSPR02	1
3	M12x100 SETSCREW ZP	ZFAS43	2
4	M12 NYLOCK NUT	ZFAS22	2
5	M12 WASHER ZP	ZFAS45	4
6	M12 PLAIN NUT ZP	ZFAS52	4
7	3/8" x 3/8" MALE CONNECTOR	ZHYD03	1
8	3/8" DOWDY SEAL	ZHYD05	1
9	HYDRAULIC HOSE	ZGPP61	1

DBBH TRIP MECHANISM



SEE TABLE NO: 004



**TABLE NO: 004 DOUBLE BALE HANDLER TRIP MECHANISM**

ITEM NO	DESCRIPTION	DBBH	
		CODE	QTY
1	DOUBLE BALE HANDLER TRIP MECHANISM FRAME	P001.254	1
2	CAT 2 LIFT ARM PIN	ZGPP62	2
3	M10x40 LINCH PIN	ZFAS31	2