

LAND LEVELLER SPARE PARTS BOOK



Table of Contents:

LAND LEVELLER SPARE PARTS LIST

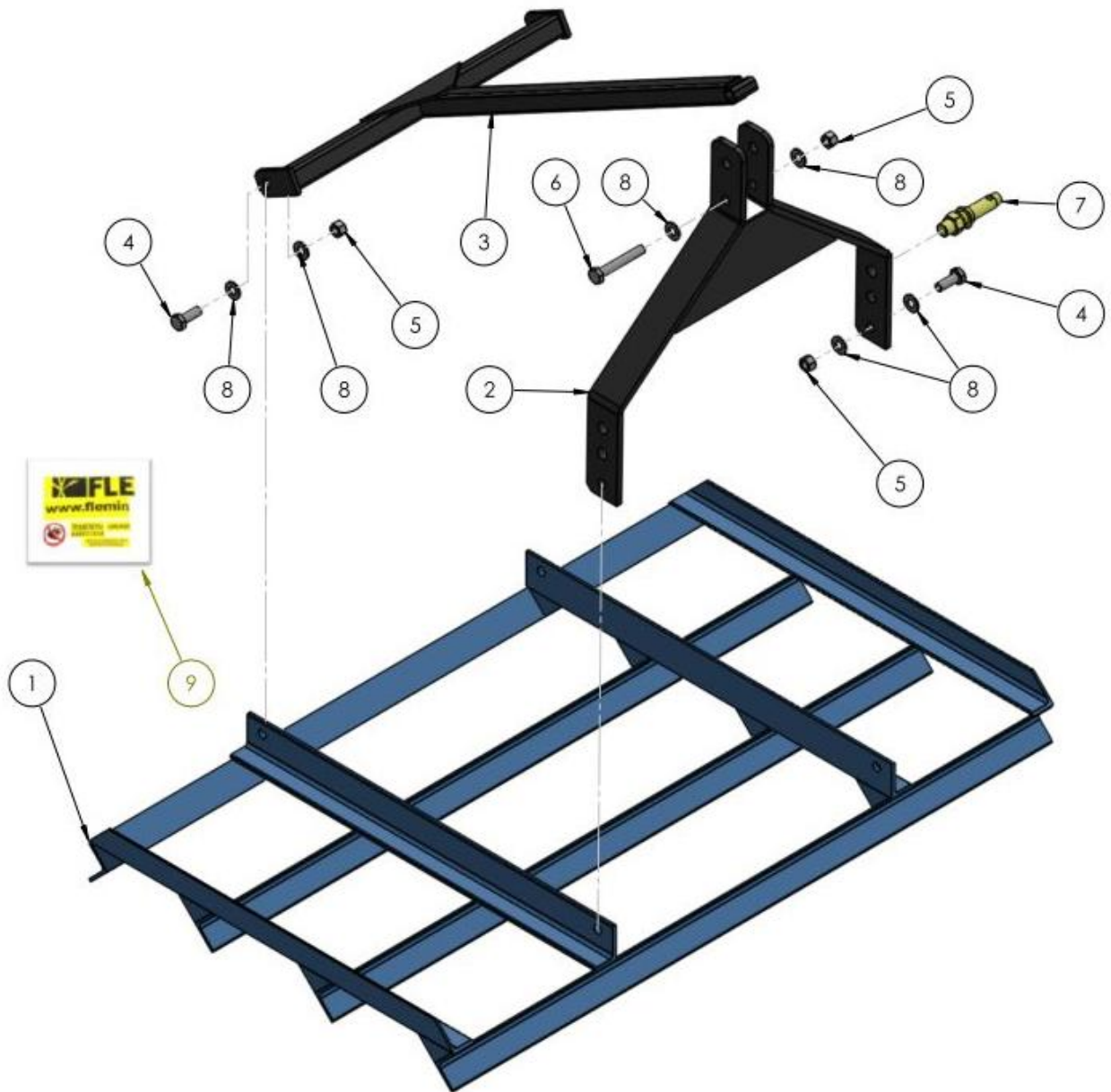
Table 001 : LL5 MAIN ASSEMBLY

Table 002: LL8 and LL10 MAIN ASSEMBLY (OLD VERSION)

Table 003: LL8 and LL10 MAIN ASSEMBLY (NEW VERSION 2013+)

- Please measure the width of the A-Frame on your machine before ordering parts for the LL8 and LL10 as this machine was redesigned in 2013. Please note the LL8 and LL10 utilises the same A-Frame and T-Piece.

LL5 MAIN ASSEMBLY

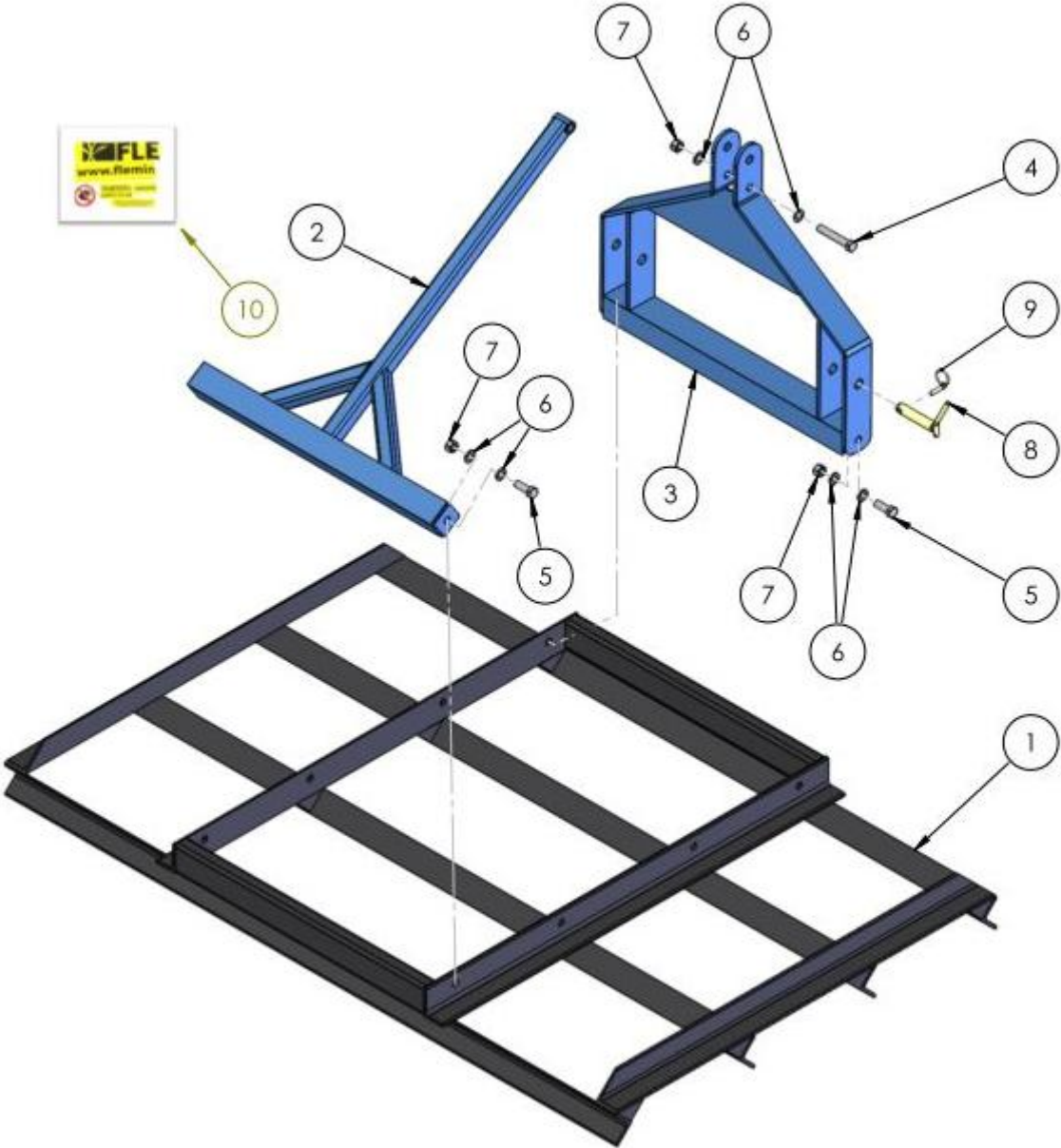


SEE TABLE NO: 001

TABLE NO: 001 LL5 5ft LAND LEVELLER MAIN ASSEMBLY

| ITEM NO | DESCRIPTION | 5FT LAND LEVELLER PARTS | |
|---------|--------------------|-------------------------|-----|
| | | CODE | QTY |
| | | | |
| 1 | MAIN FRAME | | 1 |
| 2 | A-FRAME | P001.198 | 1 |
| 3 | T-PIECE | P001.199 | 1 |
| 4 | M16x45 BOLT | ZFAS11 | 4 |
| 5 | M16 NYLOCK NUT | ZFAS23 | 5 |
| 6 | M16x110 BOLT | ZFAS35 | 1 |
| 7 | 7/8" IMP MOUNT PIN | ZGPP59 | 2 |
| 8 | M16 WASHER ZP | ZFAS36 | 10 |
| 9 | STICKER KIT | P001.520 | 1 |

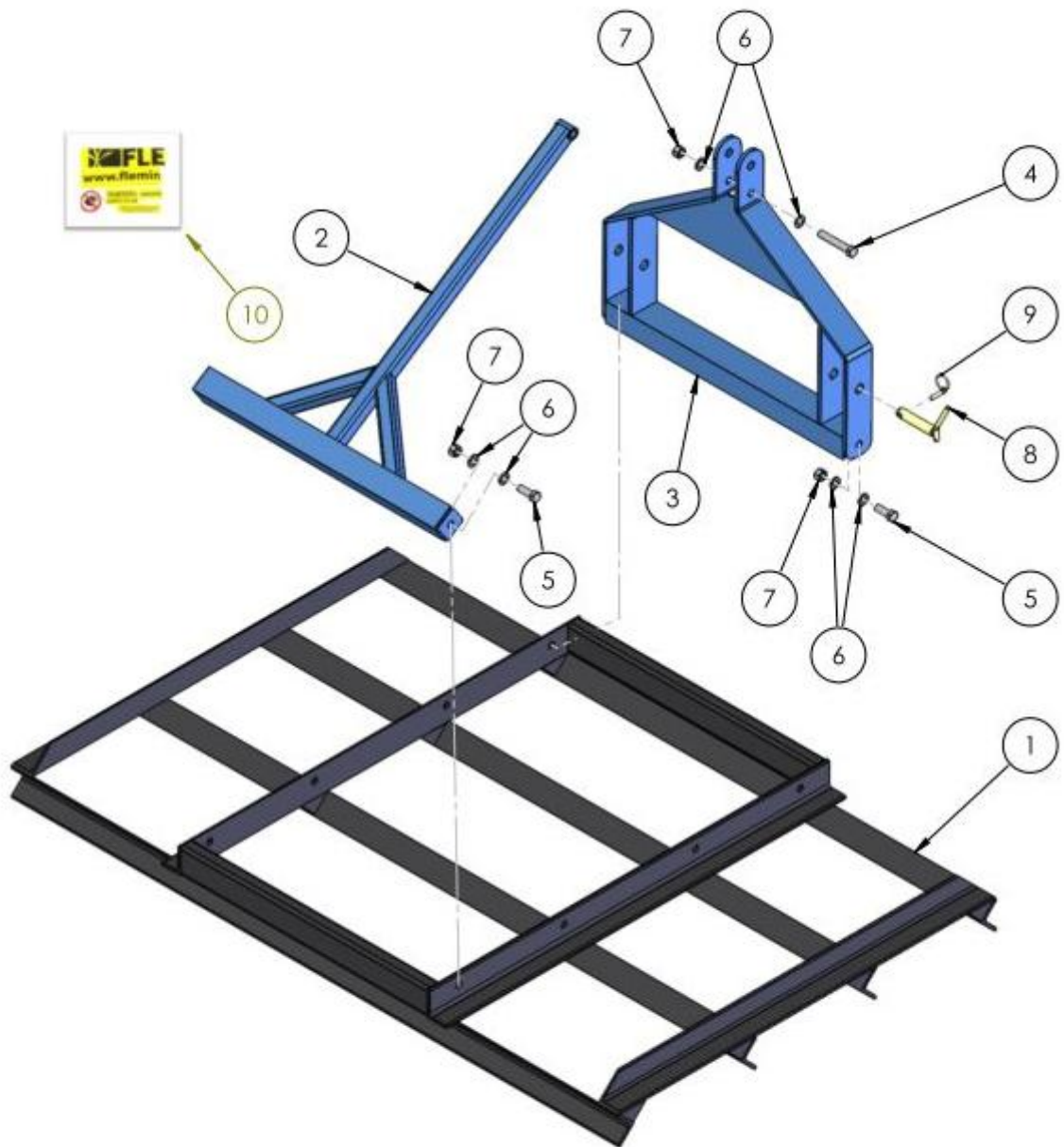
LL8 & LL10 MAIN ASSEMBLY (OLD VERSION)



SEE TABLE NO: 002

| TABLE NO: 002 LL8 & LL10 LAND LEVELLER MAIN ASSEMBLY (OLD VERSION) | | | |
|---|-----------------------------|-------------------------------------|------------|
| ITEM NO | DESCRIPTION | 8FT/10FT LAND LEVELLER PARTS | |
| | | CODE | QTY |
| | | | |
| 1 | MAIN FRAME | | 1 |
| 2 | T-PIECE (852mm Wide) | P001.202 | 1 |
| 3 | A-FRAME (852mm Wide) | P001.203 | 1 |
| 4 | M20x120 BOLT | ZFAS38 | 1 |
| 5 | M20X55 BOLT | ZFAS37 | 4 |
| 6 | M20 WASHER ZP | ZFAS39 | 10 |
| 7 | M20 NYLOCK NUT | ZFAS24 | 5 |
| 8 | CAT 2 LIFT ARM PIN | ZGPP62 | 2 |
| 9 | LINCH PIN | ZGPP31 | 2 |
| 10 | STICKER KIT | P001.521 | 1 |

LL8 & LL10 MAIN ASSEMBLY (NEW VERSION)



SEE TABLE NO: 003

| TABLE NO: 003 LL8 & LL10 LAND LEVELLER MAIN ASSEMBLY (NEW VERSION) | | | |
|---|----------------------|-------------------------------------|------------|
| ITEM NO | DESCRIPTION | 8FT/10FT LAND LEVELLER PARTS | |
| | | CODE | QTY |
| | | | |
| 1 | MAIN FRAME | | 1 |
| 2 | T-PIECE (965mm Wide) | P001.206 | 1 |
| 3 | A-FRAME (965mm Wide) | P001.207 | 1 |
| 4 | M20x120 BOLT | ZFAS38 | 1 |
| 5 | M20X55 BOLT | ZFAS37 | 4 |
| 6 | M20 WASHER ZP | ZFAS39 | 10 |
| 7 | M20 NYLOCK NUT | ZFAS24 | 5 |
| 8 | CAT 2 LIFT ARM PIN | ZGPP62 | 2 |
| 9 | LINCH PIN | ZGPP31 | 2 |
| 10 | STICKER KIT | P001.521 | 1 |