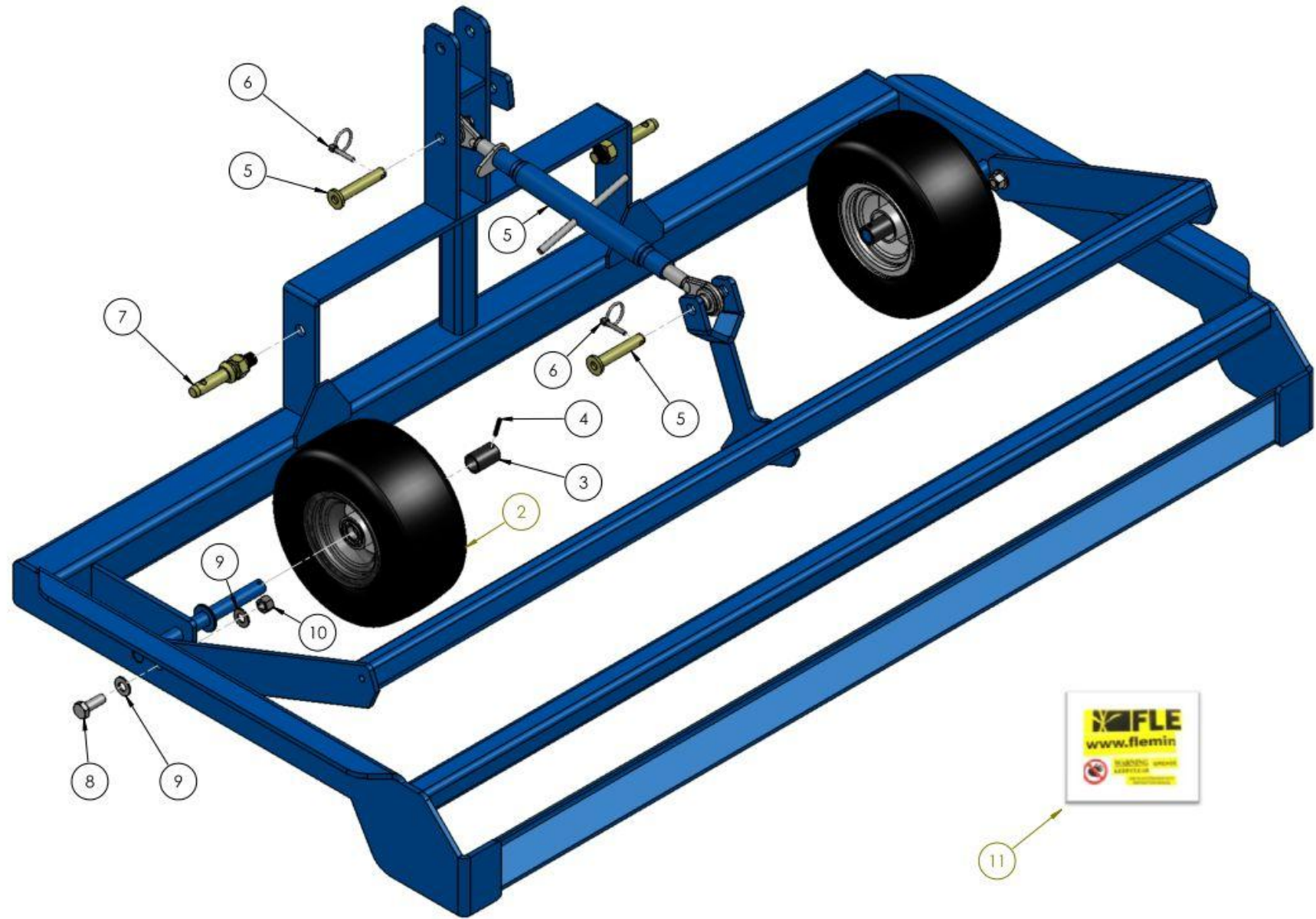




SANDMAN SPARE PARTS LIST

SANDMAN MAIN ASSEMBLY

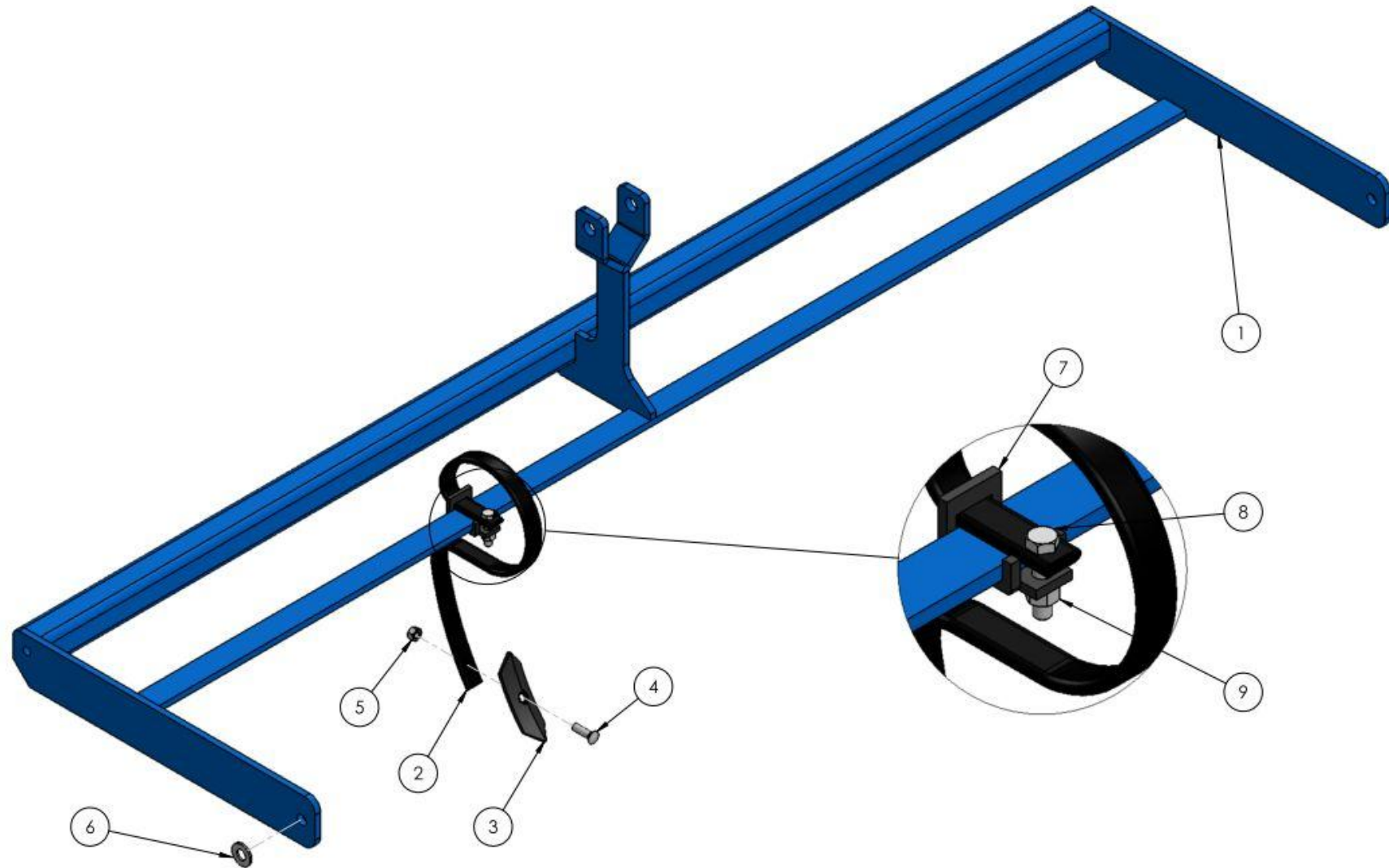


SEE TABLE NO: 001

TABLE NO: 001 SANDMAN MAIN ASSEMBLY

ITEM NO	DESCRIPTION	SM	
		CODE	QTY
1	CAT1 TOP LINK	ZGPP47	1
2	SANDMAN WHEEL COMPLETE	ZGPP240	2
3	WHEEL SPACER	P001.210	2
4	M6x40 ROLL PIN	ZFAS30	2
5	TOPLINK PIN	P001.211	2
6	M6x40 LINCH PIN	ZFAS34	4
7	IMP MOUNT PIN	ZGPP59	4
8	M16x45 BOLT ZP	ZFAS11	2
9	M16 WASHER ZP	ZFAS36	4
10	M16 NYLOCK NUT	ZFAS23	2
11	STICKER KIT	P001.523	1

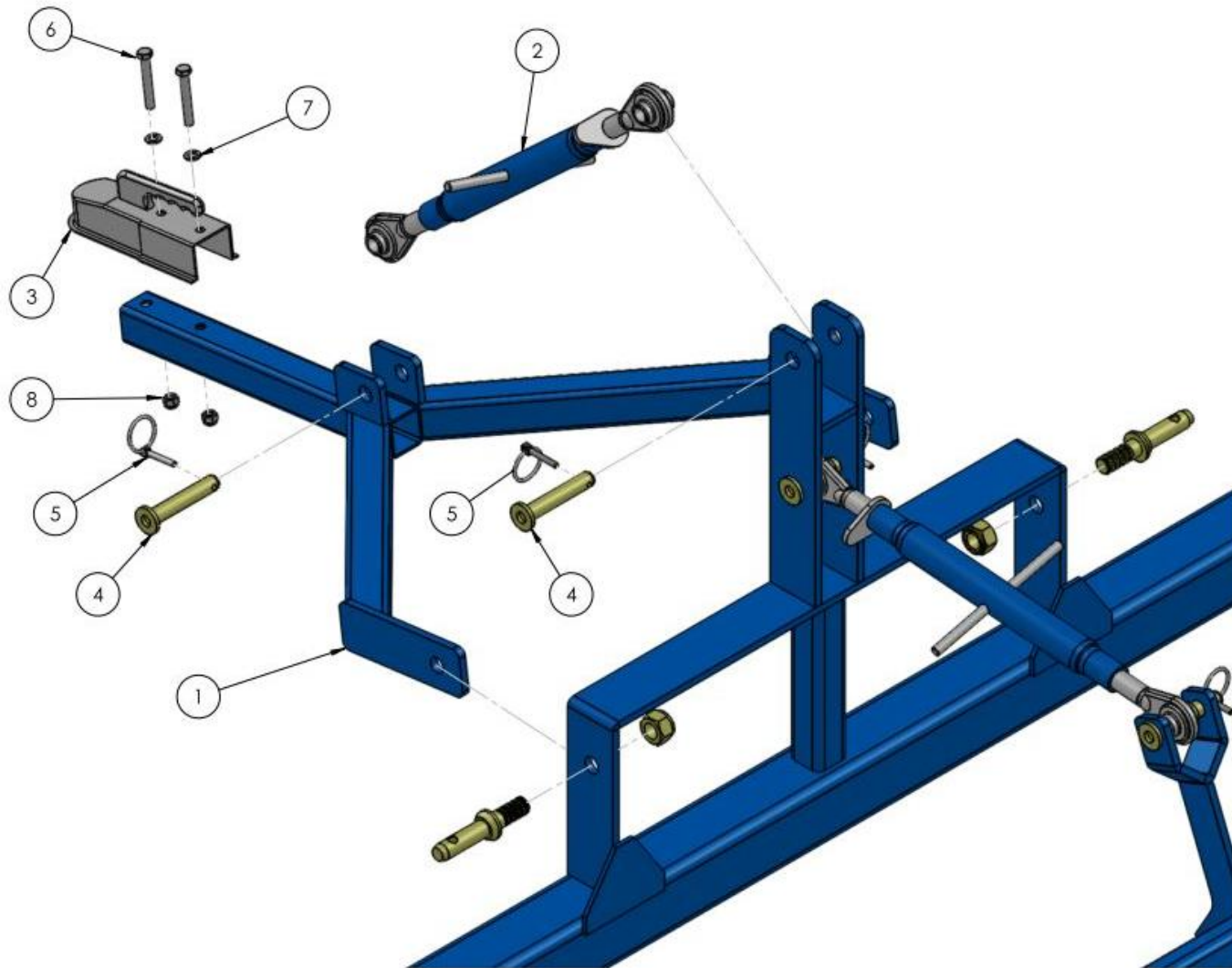
SANDMAN TINE ASSEMBLY



SEE TABLE NO: 002

TABLE NO: 002 SANDMAN TINE ASSEMBLY			
ITEM NO	DESCRIPTION	SM	
		CODE	QTY
1	TINE BAR	P001.212	1
2	SANDMAN TINE COMPLETE WITH POINT	ZGPP233	12
3	POINT	ZGPP235	12
4	TINE BOLT	ZGPP44	12
5	M10 PLAIN NUT	ZFAS05	12
6	M16 WASHER ZP	ZFAS36	2
7	SANDMAN TINE CLIP	ZGPP234	12
8	M10x45 BOLT ZP	ZFAS104	12
9	M10 NYLOCK NUT ZP	ZFAS20	12

SANDMAN QUAD DRAWBAR ASSEMBLY



SEE TABLE NO: 003

TABLE NO: 003 SANDMAN QUAD DRAWBAR ASSEMBLY			
ITEM NO	DESCRIPTION	SMQDB	
		CODE	QTY
1	QUAD DRAWBAR FRAME	P001.213	1
2	CAT1 TOP LINK	ZGPP47	1
3	FEMALE BALL HITCH	ZGPP92	1
4	TOPLINK PIN	P001.211	2
5	M6x40 LINCH PIN	ZFAS34	2
6	M12x70 SETSCREW	ZFAS44	2
7	M12 WASHER ZP	ZFAS45	2
8	M12 NYLOCK NUT ZP	ZFAS22	2
	COMPLETE QUAD DRAWBAR	SMQDB	1