

Semi-mounted single-wheel plough

LEADER



www.kuhn.com



be strong, **be KUHN**



LEADER

THE KUHN SINGLE-WHEEL PLOUGH FOR MAXIMUM EFFICIENCY



ENHANCING TRACTION POWER IS YOUR OBJECTIVE

The MULTI and VARI-LEADER models, which are available in 6 to 8 body versions, were developed for tractors from 135 to 360 horsepower

WORK OUTPUT IS YOUR PRIORITY

The LEADER range provides ultimate manoeuvrability to save time on headland turns

TOP QUALITY WORK IS ABSOLUTELY ESSENTIAL

With simple, easily accessible, tool-free settings, you will obtain perfect results in any working conditions

KUHN semi-mounted single-wheel ploughs



	Number of bodies	Safety
MULTI-LEADER	6 to 8	T and NSH
VARI-LEADER	6 to 8	NSH

LEADER

INCREASED WORK OUTPUT RHYMES WITH SIMPLICITY

The models in the LEADER range have been designed to make your job easier :



SMALLER HEADLANDS (ABOUT 15 M) WITH TURNING RADIUS OF 110°



WITH SUFFICIENT SPACE BETWEEN THE HEADSTOCK AND THE FIRST POINT, THERE IS NO RISK OF DAMAGING THE TRACTOR, EVEN IN THE SHARPEST U-TURNS



FOR YOUR COMFORT : FEWER SPOOL VALVES TO OPERATE IN U-TURNS AS THE ENTIRE RANGE IS EQUIPPED WITH HYDRAULIC SEQUENCING AS STANDARD

ITS ROBUST STRUCTURE PROVIDES TOTAL RELIABILITY

THE DESIGN AND DIMENSIONING OF THE LEADER RANGE ARE SUITED TO THE MOST INTENSE WORKING CONDITIONS

1. A wide range of drawbar linkage categories is available (categories 3, 4N, 4, K700 and QuickCoupler 3 and 4N) to adapt to medium and high power tractors (135 to 360 hp). For more modularity, the spacers can be changed in order to change category !



2. Optimum comfort with progressive turning. With two telescopic single acting cylinders, U-turns are jolt-free, which also reduces stress on the tractor's lift arms.

3. A stub axle mounted on tapered roller bearings (system tried and tested on KUHN's MASTER plough range) makes this turning system so reliable.



4. For added serenity, the structure is made robust by a large dimensioned machine-welded frame = 180 x 180 mm.

5. A large sized wheel (500 x 1000 mm or 500 x 1200 mm) supported on both sides ensures stability in U-turns and provides a longer hub life !!

6. For more stability in transport as well as frame protection during road and path travel, the lifting cylinder is equipped with hydro-pneumatic suspension.

SIMPLE SETTINGS FOR OPTIMUM QUALITY WORK

Quality ploughing makes seedbed preparation easier and reduces energy consumption. This is possible through precise, easily accessible settings. Level, working depth and offset adjustments are tool-free.



1. Levelling : by independent left / right crank screws for extra precision.



2. Depth : by spacers on the lift cylinder. All stress is axial = no constraint on the pivot pins. The number of spacers gives the point of reference..



3. Offset : by mechanical tie rod or hydraulic cylinder (as an option) makes the inter-tyre adjustment from 1.15 to 1.60 m. A gauge visible from the tractor cab facilitates setting precision.





LEADER


OPTIMIZED PLOUGHING

ENHANCE YOUR SURFACE AREA BY REDUCING WHEEL OVERHANG

Working right up to the edge of the field is indispensable in order to get the most out of your surface area as well as limiting weed development there. To meet this requirement, we have been able to integrate the wheel extremely close to the frame thanks to its Z-shape. In this way the overhang is greatly reduced.

OPT FOR LARGE SIZED WHEELS TO MAKE LIGHT WORK OF PLOUGHING

An extra-large wheel is necessary for reducing traction requirement, having good bearing capacity, and for passage in difficult end-of-season conditions. Two types of extra-large KUHN wheel are available :



MODULARITY THAT EVOLVES WITH YOUR POTENTIAL

LEADER range models are upgradable. A 6 body plough can be increased to 7 or 8 bodies, with extensions that are bolted to the front.

Width (mm)	500	500
Diameter (mm)	1000	1200
Tyre type	Overlapping bar cleats	Angled bar cleats

Note = NSH safety system with 7 and 8 bodies, opt for the 1200 x 500 mm wheel.

MULTI-LEADER

UNRIVALLED STRENGTH FOR ULTRA-INTENSIVE USE



AVAILABLE IN T AND NSH SAFETY

MULTIPLE cutting width setting (14-16-18 and 20"). The adjusting bolts are spaced out to eliminate any risk of beam deformation and provide ultimate robustness.

EXCLUSIVE TO KUHN

The spacers are held in the beam by a guide. The advantage of this is that no welding is necessary on the frame which eliminates the risk of cracking.

Working width Per body		Total working width (m)		
Inches	cm	Number of bodies		
		6	7	8
14"	35	2.1	2.45	2.8
16"	40	2.4	2.8	3.2
18"	45	2.7	3.15	3.6
20"	50	3	3.5	4

ADAPTABILITY IN THE BLINK OF AN EYE

TOP OF THE RANGE IS AVAILABLE WITH NSH SAFETY CONTINUOUS CUTTING WIDTH ADJUSTMENT FROM THE DRIVER'S SEAT (FROM 14 TO 22") TO ADAPT TO :

1. Available traction power

2. Working width, which will get larger and larger in the coming years in order to save on fuel whenever possible

3. The type of ploughing : flat autumn ploughing for example for cereal drilling or furrowed winter ploughing to get the benefit from the frost on heavy clay


4. The shape of the plot

KUHN EXCLUSIVE PATENT

KUHN exclusive patent = VARI-LEADER : the only single-wheel, variable width plough on the market with actuation rods integrated into the frame down to the "Z", for ensured long life !

The integral protection of the variable width system gives it an exceptionally long life span because it is no longer exposed to external aggressions such as =

- Impacts from falling earth or stones when turning the soil
- Dust.
- Humidity (corrosion)



For additional serenity, this variable width system is maintenance-free. All pivot points are stopped from rotating and fitted with bushes.



Working width Per body		Total working width (m)		
Inches	cm	Number of bodies		
		6	7	8
14"	35	2.1	2.45	2.8
16"	40	2.4	2.8	3.2
18"	45	2.7	3.15	3.6
20"	50	3	3.5	4
22"	55	3.3	3.85	4.4



For extra comfort, a cutting width gauge is visible from the driver's seat.

MAXIMUM VERSATILITY : ON-LAND AND IN-FURROW PLOUGHING



ON-LAND OFFSET IS AVAILABLE TO ENHANCE ::

- traction power and reduce fuel consumption. Power transmission to the soil sometimes requires wide tyres or double tyres that cannot carry out in-furrow ploughing.
- the tractor. If the tractor is designed for other applications that require double or wide tyres, with the on-land kit, it is no longer necessary to dismount the wheels in order to use it for ploughing.

In addition, on-land ploughing has other advantages such as =

- No smoothing effect at the bottom of the furrow
- Reduced wear on the sidewalls of the tyres in stony conditions.

VERSATILE ON-LAND KIT :

- Can be used with tractors up to 3.20 m overall width
- Possible to work in-furrow when grip conditions are unsatisfactory on fallow land.



WORKING QUALITY :

100% control over depth
Two large diameter wheels (690 mm) ensure that the bodies work at a constant depth. Each wheel can be adjusted separately to obtain perfect results.



USER COMFORT :

Ever easier manoeuvring on headlands.
There are fewer hydraulic valves to operate on headlands. Hydraulic sequencing automatically folds the compass when the plough is lifted.

SAFETY SYSTEMS FOR OPTIMUM PROTECTION

In soil with few stones :

T TRACTION BOLT SAFETY

It is the only safety system that unites =

1. Work output = 4,500 kg of pressure at the share tip to avoid untimely breakages
2. Frame protection against impact = bolt breakage by stretching.
3. Longevity = zero risk of frame parts getting damaged



4. Long-lasting working quality = no holder distortion which could have an effect on working depth
5. Quick and easy bolt replacement when it breaks.



In very stony soil

SAFETY : NON STOP HYDRAULIC NSH

It is the only safety system on the market that provides :

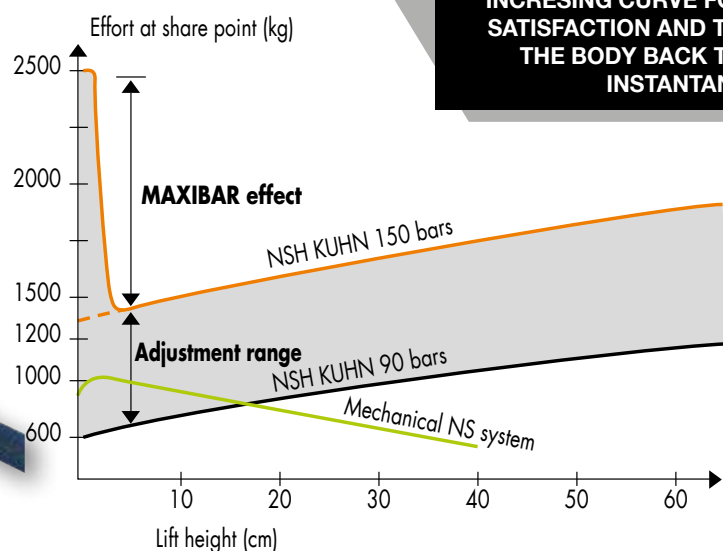

1. Rapid share point pressure adaptation to working conditions (600 to 1500 kg) to prevent slipping and stones being brought to the surface.
2. Time saving centralized share point pressure setting.
3. An increasing release pressure curve to bring the body efficiently back to work after obstacle passage.
4. 70 cm vertical clearance
5. 20 cm side clearance (left and right) for full protection
6. Instantaneous share point pressure adjustment from the tractor cab (option VARIBAR) for extra comfort.
7. The possibility to increase share point pressure to 2,500 kg (option MAXIBAR) for very heavy clay soil.

A simple design in the name of efficiency :

1. No clogging : all safety components are integrated in the plough leg to increase clearance for soil and residue flow
2. Longer lasting : all holding surfaces are heat-treated and there is direct transmission of forces down the plough leg via a one-piece forged and treated tie-rod
3. Maintenance-free for extra serenity : one single bushed pivot point

HIGHLY RESISTANT TOGGLE AND TIE-ROD MECHANISM

- All holder surfaces undergo specific heat-treatment.
- 1 single pivot point and direct transmission of forces down the plough leg via a one-piece forged and treated tie-rod.



KUHN DECIDED ON AN INCREASING CURVE FOR YOUR SATISFACTION AND TO BRING THE BODY BACK TO WORK INSTANTANEOUSLY



LEADER


PLOUGH BODIES DESIGNED TO SAVE ON COSTS

1 - MOULDBOARDS WITH UNEQUAL LAYER TRIPLEX STEEL



EXCLUSIVE TO KUHN

- Kuhn mouldboards are made of unequal layer Triplex steel.
- The thickness of the wearing surface is increased to 3.3mm - an exclusive feature.



2 - PLOUGH BODIES DESIGNED TO REDUCE WEARING COST



Shares are forged with a force of 5500 tonnes ensuring:

- excellent wear resistance,
- self-sharpening profile due to the grain in the steel resulting from the forging process.



MARATHON®

Special heat treated forged steel. Reversible for maximum efficiency. Featuring a step giving better landside protection.



OLYMPIC®

Special heat treated forged steel. Reversible for maximum efficiency. More pronounced form at wearing zones on the point for longer life and better protection of the landside. Point is self sharpening for good ground penetration at all times.



SUPER MARATHON®

Special heat treated forged steel fitted with a tungsten carbide tip. High wear resistance. Four to five times the life of a traditional share point. A sharp working edge is maintained for excellent ground penetration.





CLASSIC TYPE PLOUGH BODIES



N BODY

Helicoidal cylindrical semi-digger.
15 to 30cm ploughing depth.
Highly versatile body.
Cylindrical at front, helicoidal at rear. Low draft, ensures a partly broken furrow, with excellent trash burial.



L WIDE HELICOIDAL (20 TO 35 CM)

All round body for furrowed or flat ploughing finish depending on the forward speed. Cuts a particularly wide furrow bottom for the passage of wide tractor tyres




VP SLATTED BODY

Mouldboard composed of independant and interchangeable slats. Gives a reduction of traction force, due to a lower mouldboard surface area. Easy maintenance.



HIGH QUALITY EQUIPMENT



INDEPENDENT, EASY TO ADJUST SKIMMERS

Each skimmer is totally independent left from right and is firmly held in a sheath like support. The skimmers are shear bolt protected and are adjustable in three directions:

- 1 Forwards and backwards - with a choice of three positions the sheath bolts to the leg support via countersunk holes to avoid any risk of free play.
- 2 Up and down - rapid and precise height adjustment (20cm of adjustment) also with countersunk holes in the skimmer leg for easy locking of the leg at the desired height.
- 3 Side to side - for correct adjustment in relation to the disc couler (where fitted).



DISC COULTERS

Discs have a diameter of 500mm plain or notched with the added choice on the traction bolt models of a 600mm disc. The disc serves to cut the furrow wall in front of the plough body giving a cleaner finish and improving trash incorporation.



TRASHBOARD

For trash burial in difficult conditions where the quantity of trash may otherwise block up the skimmers.



ALL PURPOSE ZX SKIMMER

Well adapted to ploughing on cereal or maize stubbles. ZXL : large share, ZXE : small share.



HELICOIDAL ZH SKIMMER

Helicoidal skimmer for deep trash burial. Well adapted to grassland ploughing.



ZRL HIGH CAPACITY SKIMMER

High capacity skimmer for trash incorporation throughout the soil profile. Excellent straw and maize trash burial.

PRESS ARMS WITH HYDRAULIC RELEASE



Available for the complete plough range the arm allows the use of a furrow press with easy hooking up and hydraulic push-off. On the pick-up hook part of the arm where there is most risk of damage all grease nipples and hydraulic hoses are protected inside the structure of the head. The arm folds up conveniently for subsequent transport.

Specifications	MULTI-LEADER			VARI-LEADER		
	6	7	8	6	7	8
Number of bodies	6	7	8	6	7	8
Min. traction power (kW/hp)	99/135	116/158	132/180	99/135	116/158	132/180
Max. traction power (kW/hp)	199/270	232/315	265/360	199/270	232/315	265/360
Safety	T and NSH			NSH		
Under-beam clearance (cm)	80			80		
Inter-body clearance (cm)	102			102		
Cutting width per body (cm)	14 - 16 - 18 - 20" (35 - 40 - 45 - 50 cm)			14 - 22" (35 - 55 cm)		
Beam section (mm)	180 x 180			180 x 180		
Extension (mm)	180 x 180			180 x 180		
Wheel	1000 x 500 mm or 1200 x 500 mm (As an option)			1000 x 500 mm or 1200 x 500 mm (As an option)		
Options	Hydraulic offset			Hydraulic offset		
	On-land offset			On-land offset		
	Disc coulters on last body			Disc coulters on last body		
	VARIBAR			VARIBAR		
	MAXIBAR			MAXIBAR		

KUHN SERVICES

ADVANTAGES FOR MAXIMUM MACHINE USE AND PROFITABILITY

KUHN sos order

Express spare parts service 24/7

You urgently need spare parts? With KUHN SOS ORDER benefit from express delivery seven days a week, 365 days a year. Thus, you can minimize machine downtime considerably and increase our work output.

KUHN i tech

For ever quicker repairs!

An unexpected technical problem always occurs at the wrong time. Your KUHN dealer can support you quickly and efficiently thanks to KUHN I TECH. With this 24/7 online service, a quick and exact diagnosis is possible.

KUHN protect +

The choice of professionals!

Benefit from 36 months in complete serenity because of KUHN's PROTECT + warranty. You can concentrate exclusively on your work and the performance of your machine. Because this is what you expect, when investing in high-tech machinery.

KUHN finance

Invest rationally!

New machine necessary, financing unsure? Modernize your equipment and develop your farm with KUHN FINANCE, in total safety and according to your needs and demands. We offer custom-made finance solutions, adapted to your requirements.




MULTI / VARI-LEADER

YOUR CAPITAL ENSURED

DISCOVER THE PLOUGH RANGE :

1. MOUNTED




1. MASTER 103 - 2. MASTER 113 - 3. MASTER 123 - 4. MASTER 153 - 5. MASTER 183

2. SEMI-MOUNTED



6. LEADER - 7. VARI-MANAGER - 8. CHALLENGER

For more information about
your nearest KUHN dealer,
visit our website
www.kuhn.com



KUHN HUARD S.A.S.

2, rue du Québec - Zone Horizon - F - 44110 Châteaubriant

KUHN NORTH AMERICA, INC.

1501 West Seventh Avenue - P.O BOX 167 - Brodhead, WI 53520 - USA

KUHN FARM MACHINERY PTY. LTD

313-325 Foleys road - Deer Park, 3023 Victoria AUSTRALIA

KUHN FARM MACHINERY (U.K.) LTD

Stafford Park 7 - GB TELFORD/SHROPS TF3 3BQ

Some machines have a considerable weight. Respect the tractor gross vehicle weight rating, its lift capacity and maximum load per axle. The tractor front axle load must always reach minimum 20 % of the tractor net weight. Our material is produced in accordance with the European Machinery Directive in the member states of the European Union. In countries outside the E.U., our machinery complies with the safety regulations set by the country concerned. Some safety devices may have been removed from our leaflets in order to clarify the illustration. Under no circumstances should the machine be operated without the necessary safety devices in place (as specified by the assembly instructions and operators manual). We reserve the right to change any designs, specifications or materials listed without further notice. Machines and equipment in this document can be covered by at least one patent and/or registered design. Trademarks cited in this document may be registered in one or several countries.

Also
find KUHN on

