

Tine cultivators

PROLANDER

100 R and 1000 series



www.kuhn.com



be strong, **be KUHN**



PROLANDER 100 R 1000

The ideal tool for inter-crop management



The future of agriculture lies in competitiveness and profitability. PROLANDER tine cultivators offer exceptional versatility from ploughing to seedbed preparation and forced seed emergence. Choose a PROLANDER and ensure a profitable investment for your farm.

In particular, KUHN PROLANDER tine cultivators allow you to:

- Prepare a seedbed favourable to optimal crop germination thanks to the creation of fine tilth.
- Shallow tilling of your soil on the second pass in order to create quality false seedbeds. Once weeds have germinated, you can destroy them mechanically and efficiently.
- Resume ploughing for your spring soil preparations.
- Benefit from simple and tool-free adjustments for unrivalled comfort and speed in adjusting the working depth.

Choose a PROLANDER tine cultivator because high yields and optimal financial results start with quality tillage.

KUHN tine cultivators

Overview :

Models	Number of tines	Working width (m)
PROLANDER 400 R	25	3,75
PROLANDER 500 R	33	4,95
PROLANDER 600 R	39	5,85
PROLANDER 6000	39	6,00
PROLANDER 7500	49	7,50



DRIVING CAPACITY

With a 60 cm underbeam clearance and tines that pass every 15.5 cm, the PROLANDER offers the largest clearance on the market. It is the perfect machine to avoid any clogging in crop residue and to ensure consistent work over the whole machine width.

The PROLANDER's S-shaped tine offers exceptional working quality even in heavy residue. Depending on the work required, you will choose the straight or duck-foot share.

LARGE CLEARANCE

• PROLANDER 100 R

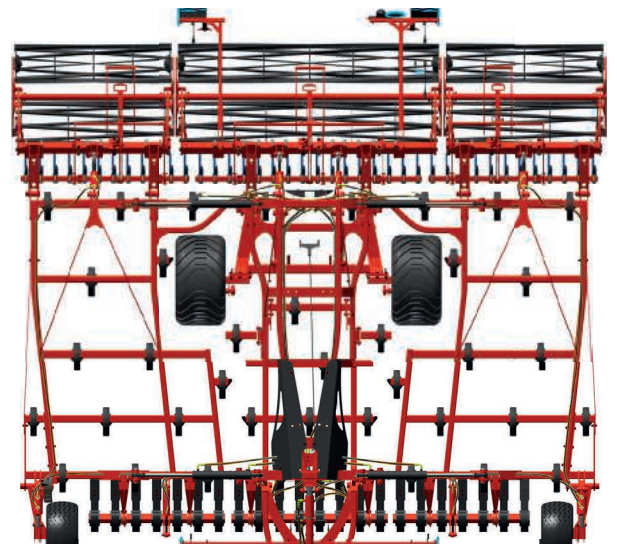
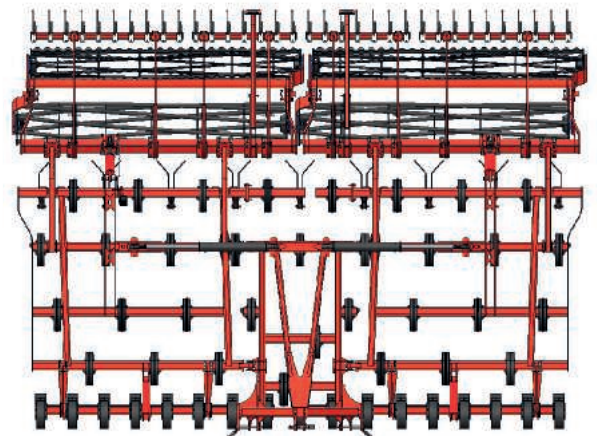
This folding mounted range is well suited for farmers looking to reap the benefits of the PROLANDER with small 100 to 210 hp tractors.

- 4 rows of tines
- Underbeam clearance: 60 cm
- Clearance between rows of tines: 50 - 60 - 50 cm
- Tine passage every 15.5 cm
- Inter-tine spacing in the same row: 60 cm
- Staggered tine positioning to improve soil flow and ensure consistent work over the entire width.

• PROLANDER 1000

The trailed range meets work output and profitability requirements for farms , agricultural contractors and farming equipment cooperatives equipped with 150 to 300 hp tractors.

- 5 rows of tines
- Underbeam clearance: 60 cm
- Clearance between rows of tines: 60 - 70 - 80 - 80 cm
- Tine passage every 15.5 cm
- Inter-tine spacing in the same row: 68 cm



VERSATILITY

The PROLANDER is known for delivering quality work in second-pass stubble cultivation and seedbed preparation. The 70x12 mm S-shaped vibrating tine is the PROLANDER's key component. It offers good scalping and mixing and creates fine tilth for quality false seedbeds.

VIBRATING 'S' TINE



- 3D safety by a vertical clearance limited to 17 mm, ensuring a consistent working depth
- 100 kg of tip pressure
- No maintenance required

REVERSIBLE STRAIGHT SHARE




- Dimensions : 290x60x10 mm
- Working depth: 5 - 12 cm
- Shallow and deeper stubble cultivation
- Low power requirement

DUCK-FOOT SHARE



- 200x6 mm duck-foot share
- Working depth: 3 - 7 cm
- Suitable for shallow stubble cultivation
- Fully scalped ground surface

The PROLANDER is designed with longer-lasting wear parts that remain efficient on the job.

 The 1-bolt straight and duck-foot plough shares ensure **50% time savings when changing parts.**

 The straight share is forged and reversible to **increase the service life by 20%.**





QUALITY FINISH

Various equipment and rollers are available on the PROLANDER range so you can perfect the quality of your soil preparation. The rollers help retain soil moisture and ensure good soil-to-seed contact. Choosing the right roller is key to ensuring successful inter-crop operations. The levelling board, levelling blades and rear harrow are fitted on the PROLANDER for a perfect finish.

LEVELLING EQUIPMENT

- **LEVELLING BOARD**

The levelling board is ideal for seedbed preparation. Mounted at the front of the PROLANDER, it leaves a fine, levelled ground surface before the tines pass through. In addition, with a 12 cm spacing between 2 blades, the levelling board crushes the bigger clods to ensure the PROLANDER tines work evenly over the entire width. The levelling board is equipped with a continuous hydraulic adjustment of the working height from the cab and can be retracted during stubble cultivation.



- **LEVELLING BLADES (only on the 100 range)**

The levelling blades are mounted between the tines and the roller. They control the soil flow behind the tines and level the ground before the roller passes. Residue and straw are also better distributed to accelerate their decomposition.



- **LEVELLING HARROW (only on the 1000 range with the double Tube-Bar roller)**

It is mounted between the tines and the roller to ensure proper levelling.

- **REAR HARROW**

The rear harrow completely levels the ploughed surface while ensuring a soil density sorting to bring the bigger clods, roots and rhizomes to the surface. It also exposes weed roots to prevent regrowth.

It is possible to adjust the rear harrow into the float position.



THE ROLLERS

The roller plays a central role in the PROLANDER range. It should provide sufficient tamping to stimulate weed germination, retain soil moisture, break up clods, level the soil, and promote rapid and effective decomposition of crop residue.



DOUBLE TUBE / NOTCHED BAR ROLLER Ø400 / 320 MM - 115 KG/M

The double tube / notched bar roller and its levelling harrow provide optimal crumbling in heavy soils. It is the ideal roller for seedbed preparation.



DOUBLE TUBE / NOTCHED BAR ROLLER Ø550 / 420 MM - 125 KG/M

It combines load capacity and rotation speed to provide good crumbling and create fine tilth. Suitable for stubble cultivation, it is also a valuable weed management tool as it creates quality false seedbeds.



DOUBLE U ROLLER Ø600M - 175 KG/M

Adapts to any type of soil. Its U-shaped profile and 12.9 cm spacing provide good soil tamping and crumbling thanks to the soil-to-soil contact. It is self-cleaning and resistant to clogging.



V-LINER ROLLER Ø600MM - 145 KG/M

It provides excellent crumbling and levelling in any type of soil. Not recommended for stony soils.



TUBE ROLLER Ø550 MM - 75 KG/M

Cost-effective, lightweight roller. It provides quality tamping and machine stability on light-to-medium soils.



T-RING ROLLER Ø600 MM - 130 KG/M

A lightweight, aggressive roller on clods and straw; it maintains quality coarse soil. Ideal for silty soils.



EASE OF USE

KUHN machines are simple and convenient to use. The PROLANDER is the only cultivator in its class to offer continuous hydraulic adjustment of the working depth from the cab. This exclusive feature provides unparalleled comfort and quick, tool-free working depth adjustments.

TOOL-FREE ADJUSTMENTS

- **CONTINUOUS HYDRAULIC WORKING DEPTH ADJUSTMENT**

You can hydraulically control the working depth of the PROLANDER 1000 from the cab via the gauge wheels coupled with the roller. The PROLANDER 100 R models benefit from hydraulic or mechanical roller control. The indicator is visible from the tractor cab.



- **CONTINUOUS HYDRAULIC ADJUSTMENT OF THE LEVELLING BOARD**

The front-mounted levelling board is hydraulically adjustable from the cab. You can adjust the height of the levelling board and retract it completely during stubble cultivation.

- **TOOL-FREE ADJUSTMENT OF LEVELLING EQUIPMENT**

To improve levelling quality, the PROLANDER models can be fitted with levelling blades or a rear harrow. Adjusting to the float position is simple and tool-free so you can quickly adapt the machine to your needs.



HANDLING ABILITY

The PROLANDER 1000 models are fitted with a **telescopic drawbar** to maintain excellent manoeuvrability whatever the size of the tractor :

- Reduced manoeuvring time
- Improved work output
- Easy road transport

The drawbar tilt is adjustable by a mechanical or hydraulic tie rod.



Standard tractor : « **short drawbar** » position

Tractor with low pressure tyres :
« **central drawbar** » position

Tractor with dual tyres
(4.80m) : « **long drawbar** » position

SAVINGS

Only **25 to 35 hp/m** are required to ensure optimal working quality with PROLANDER tine cultivators. This limited traction power makes the PROLANDER suitable for small tractors. The low power requirement reduces fuel consumption and extends the service life of wear parts.

It also has a high work output since you can **work at speeds of up to 12 km/h**.

COVER CROP SEED DRILL

To optimize your stubble cultivation passage and seed your cover crops at the same time.

The SH small seeds drill can be fitted to drill a cover crop. SH 600 unit has a capacity of 600 litres for high on the job autonomy. You also have the possibility to fit a distribution head to a front hopper to broadcast seed.



TRANSPORT SAFETY

• PROLANDER 100 R

- Forward centre of gravity suitable for small tractors
- **Transport width of 2.50 m**
- Compact for transport and storage



• PROLANDER 1000

- Signalling
- Hydraulic or pneumatic braking
- Approvals :
 - DREAL 25 km/h (France)
 - TÜV 40 km/h (Germany)
- Road gauge : **width < 3 m and height 4 m**



PROLANDER : EXACTLY THE TOOL YOU NEED FOR YOUR SOIL TILLAGE OPERATIONS

Using chemical inputs to weed plots is increasingly controlled and limited at the regulatory, environmental and social levels. In the face of this new challenge, mechanical weeding is an effective and simple alternative. To mechanically control weeds, forcing the emergence of weeds in between crops greatly reduces seed stock. Fine, shallow tillage between 2 and 7 cm stimulates the germination of unwanted weeds and crop regrowth, making it possible for you to destroy them before you plant your next crop.

How well you succeed your false seedbeds depends on several factors :

- the working depth must not exceed 10 cm
- the moment you choose to intervene should depend on the dormancy of the weed species on your plot
- weather conditions
- the soil tillage implement

The PROLANDER is the ideal tool because it allows you to produce quality false seedbeds and effectively destroy weeds.

Type of tool	Working depth (cm)	Forced seed emergence	Destruction of annual weeds
Cover-crop (with roller)	4-5	Fairly good	Good
Independent disc stubble cultivator	3-4	Good	Fairly good
Shallow stubble cultivators	4-5	Fairly good	Very good
Vibrating tine implements (shares or duck-foot)	4-5	Good	Very good
Stubble harrow	1-2	Fairly good	Low

Source : ARVALIS - Institut du Végétal

Surface tillage with PROLANDER provides many agronomic benefits :

- Limits runoff by destroying the layer of crust from soil capping
- Aerates the soil to accelerate warming
- Presses the soil to maintain moisture
- Limits pest populations
- Interrupts capillary action
- Incorporates calcium or organic amendments
- Promotes the mineralization of organic matter



- Forced seed emergence should be done **1 to 2 months** before the next crop is planted.
- The effectiveness of forced seed emergence increases with the number and frequency of passes. Depending on the length of the period between crops and the conditions of the operations, it is best to **perform several passes spaced 15 to 20 days apart** with increasingly shallow soil conditioning to avoid bringing deep down seeds to the surface.
- False seedbeds are particularly useful for **depleting the seed stock of weeds with low dormancy.**

Technical data	PROLANDER				
Models	400 R	500 R	600 R	6000	7500
Working width (m)	3,75	4,95	5,85	6,00	7,50
Transport width (m)	2,50			2,83	
Transport height (m)	2,22	2,84	3,27	3,25	4
Min. tractor power (hp)	73/100	92/125	110/150	110/150	140/190
Max. power tractor (kW/hp)	103/140	129/175	155/210	175/240	220/300
Number of tine rows	4			5	
Number of tines	25	33	39	39	49
Type of tine	Vibrating 'S' tines 70x12 mm				
Underbeam clearance (mm)	600				
Tine spacing (mm)	155				
Distance between tine on the same row (mm)	600			680	
Inter-beam clearance (mm)	500 (between rows 1-2) / 600 (between rows 2-3) / 500 (between rows 3-4)			600 (rows 1-2), 700 (rows 2-3) and 800 (rows 3-4-5)	
Linkage	CAT 2/3			CAT 3 and CAT 3/4 crossbar, 40mm ring, K80 linkage ball, Swivel ring 42/53/71mm	
Weight (kg), with tube notched bar roller 400/320	1710	2050	2260	/	
Weight (kg), with double U	/			4500	5075
Available rollers	Tube, T-Ring, Tube notched bar 400/320 mm, V-Liner (only for the 4 and 5 metres models)		Tube, T-Ring, Tube notched bar 400/320 mm	Double tube / notched bar roller 400/320 and 550/420, Double U roller	
Seed drill option	/			SH 600 and TF kit	

* KUHN SERVICES :

BENEFITS TO HELP YOU GET MAXIMUM USE AND PROFITABILITY FROM YOUR EQUIPMENT

* Some services are not available in all countries.

KUHN sos order

Receive your parts 7 days a week; 24 hours a day

Do you need a spare part fast? With KUHN SOS ORDER, you benefit from express delivery

7 days a week, 362 days a year. So you can reduce your machine's downtime and improve your productivity rate.

KUHN protect +

The professional's choice!

Enjoy 36 months of complete peace of mind with the KUHN Protect+ warranty coverage. This way you'll be able to concentrate exclusively on your work and your machine's performance. Because it's exactly what you expect when investing in high-tech farm machinery.

KUHN i tech


For the quickest repairs!

An unexpected technical hitch always occurs at the wrong time. Thanks to Kuhn I TECH, your Kuhn Approved Partner can get you up and running again quickly and efficiently. This tool is available online 24 hours a day, 7 days a week and enables quick and accurate diagnosis.

KUHN finance

Invest rationally!

You need a new machine, but you're not sure about financing? Update your machinery and boost your farm's performance in total security and according to your needs and requirements with KUHN FINANCE. We offer personalised financing solutions adapted to your needs.



PROLANDER 400 R 500 R 600 R 6000 7500

The ideal tool for inter-crop management

Farmers face different challenges but share common objectives: reduction of crop establishment costs, fast work outputs without compromising yield potential, etc.

The PROLANDER models have been designed with this in mind, to offer you a versatile machine that is simple and quick to adjust, to increase your work output and preserve the quality of your soil.

Discover the KUHN range of soil preparation equipment



OPTIMER+, L ET XL



CULTIMER M-L



PERFORMER




To find your nearest KUHN Authorized Partner, visit our website

www.kuhn.com



Join us on our YouTube channels.

 <p>www.kuhn.com</p>	<p>Your Approved Partner</p>
--	------------------------------

KUHN HUARD S.A.S.: 2, Rue du Québec - Zone Horizon - F 44110 Châteaubriant Cedex

KUHN NORTH AMERICA, INC.: 1501 West Seventh Avenue - Brodhead, WI 53520 - USA

KUHN FARM MACHINERY (U.K.) LTD: Stafford Park 7 - GB TELFORD/SHROPS TF3 3BQ

KUHN FARM MACHINERY PTY. LTD: 313-325 Foleys Road - Deer Park, 3023 Victoria AUSTRALIA

The information in this document is provided for general purposes and has no contractual value. Our machines comply with local laws in the country of delivery. In order to illustrate details more clearly in our brochures, some of the protective systems may not be in operational position. When the machines are in use, the safety systems must be in place according to the instructions and assembly manuals. Do not exceed the tractor's gross vehicle weight rating, its lifting capacity or the maximum axle load and tyre load. The tractor's front axle load must always be in compliance with the local laws in the country of delivery (in Europe at least 20% of the unladen weight of the tractor). We reserve the right to change our machines, equipment and accessories without notice. The machines and equipment described in this document may be covered by at least one patent and/or registered model. The trademarks mentioned in this document may be protected in one or more countries.

You can also find KUHN on

