

5G SERIES



DEUTZ-FAHR
5080G - 5090G - 5100G - 5110G - 5120G





THE NEW 5G SERIES.
UTILITY TRACTORS THAT FIT IN,
BECAUSE THEY FIT YOUR NEEDS.



5G SERIES		5080G	5090G	5100G	5110G	5120G
3 cylinders	Max. power (kW/HP)	55.4/75	65/88	-	-	-
4 cylinders	Max. power (kW/HP)	-	-	71/97	78/106	85/116

Arable farms, dairy farms, livestock farms, mixed farms, large farms and small farms, run as a main business or part-time – the range of applications for utility tractors is more diverse than ever before in modern agriculture. Additionally, there is forestry work and municipal tasks. Only when a tractor meets every aspect of the working profile and suits the financial restraints of a farm can it be commercially successful. DEUTZ-FAHR has developed the new 5G Series with this in mind. You will find a utility tractor that perfectly suits your needs among the seven models with an output of 75 hp to 116 hp splitted in 3 families with different wheelbases, different load capacities and weights and different tyre combinations. The specification and tech-

nology of the new 5G Series will also meet your needs. The cab guarantees ultimate working and operating comfort for all applications, while the new FARMotion Stage 4 (Tier4 Final) engines deliver maximum power with minimal emissions. A 40 km/h ECO transmission ensures the right speeds for precise, efficient work. You can choose between a mechanical reverse or a electro-hydraulic reverse Powershuttle. Impressive hydraulic power and lift capacity at the front and rear make the new 5G Series suitable for your application profile. Whatever your requirements, DEUTZ-FAHR can meet them with the largest range of utility tractor models.

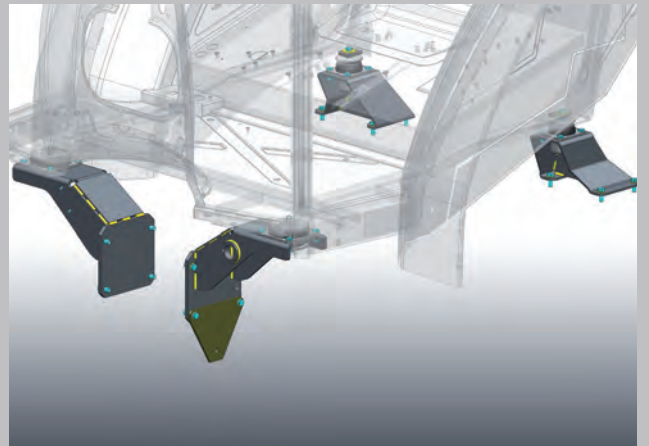




INTO THE BARN, OUT OF THE BARN.
INTO THE YARD, OUT OF THE YARD.
ONTO THE ROAD. INTO THE FIELD AND
BACK TO THE FARM. AND THE WHOLE
CYCLE AGAIN TOMORROW. THE
NEW 5G SERIES ADAPTS PERFECTLY
TO YOUR DAILY



**THE CAB.
CUTTING-EDGE TECHNOLOGY
WITH NO COMPROMISES.**



Cab vibrations reduced up to 40%. "Hydro Silent-Block" suspension.



For optimal visibility during poor weather conditions. Eight working headlights in the roof and side posts. Two working headlights in the bonnet.



Optimal visibility upwards. Three different roof designs.

Anyone who sits inside the new 5G Series will immediately notice that the new cab is the embodiment of peace and precision. The design is similar to that of a comfortable car. Smooth curves, a bright, friendly atmosphere, controls within easy reach and clear visibility on all sides promote fast and efficient work. As in a comfortable car when you start the engine, you feel pure power and nothing else. Noise and vibrations remain outside. The cab is mounted on the latest design of "Hydro Silent-Block" suspension that absorbs up to 40% more jolts and vibrations than the previous versions. At night or

when the visibility is poor due to adverse conditions, up to ten work lights (six in the roof, two on the side posts and two in the bonnet) guarantee perfect illumination of the entire working area. Three different roof designs are available: A standard roof with FOPS safety features, a glass roof without FOPS and an open-view polycarbonate roof with FOPS safety features for optimal visibility upwards during front loader operations. Whatever tractor tasks need to be carried out, the modern, stylish cab motivates drivers to enjoy their daily workplace.



GIVING YOU CONFIDENCE AND
CONTROL OVER EVERY JOB
WITHOUT COMPROMISES.



The InfoCentre. Every operating status constantly in view. Analogue and digital.



New auxiliary valve control operation. Precise, convenient and extremely reliable for all operating functions.



New: two engine speed settings. Pre-programmed efficiency for routine operations.


For the new 5G Series, working comfort means that the tractor adapts to the driver and not vice versa. The cab has been revised with the aim of making the operation fast, straightforward and intuitive for all types of work. As is customary with DEUTZ-FAHR, all controls are clearly colour-coded and logically arranged according to their frequency of use. The illuminated InfoCentre in the steering column provides the driver with all the required information about the tractor's operating status

– logical and clearly presented. The auxiliary valve controls are operated on the right-hand console. These can be used in a wide range of operating modes and locking functions, which can be selected precisely, conveniently and reliably. Furthermore, it is now possible to store two engine speeds. During routine work, the most efficient range for working or driving can be activated at the push of a button.

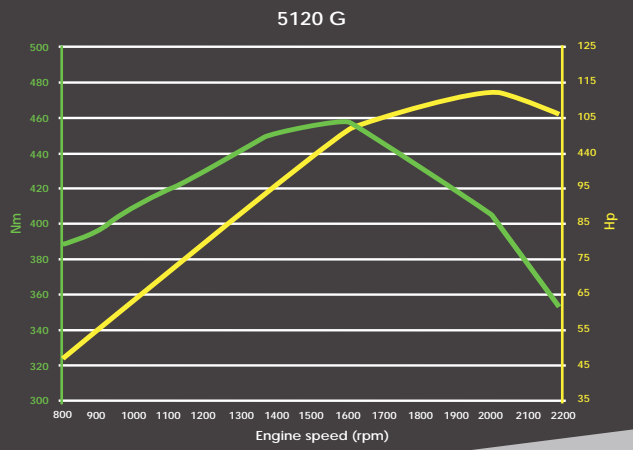





LUSH GREEN FIELDS. THE ANIMAL FEED CROPS LOOK GOOD. ACCORDING TO THE FORECAST, THE WEATHER WILL BE FINE FOR A WHILE. NOW IS THE TIME TO ACT QUICKLY. THE NEW 5G SERIES HELPS TO WIN THE RACE AGAINST TIME.



**FARMOTION STAGE 4 (TIER4 FINAL)
ENGINES. UNCOMPROMISINGLY
EFFICIENT.**



State-of-the-art selective catalyst reduction (SCR) exhaust technology.



A fuel tank that holds up to 145 litres and 10 litres of AdBlue allows long working periods.(depending on model)



The PowerCore air filter supports engine efficiency ...

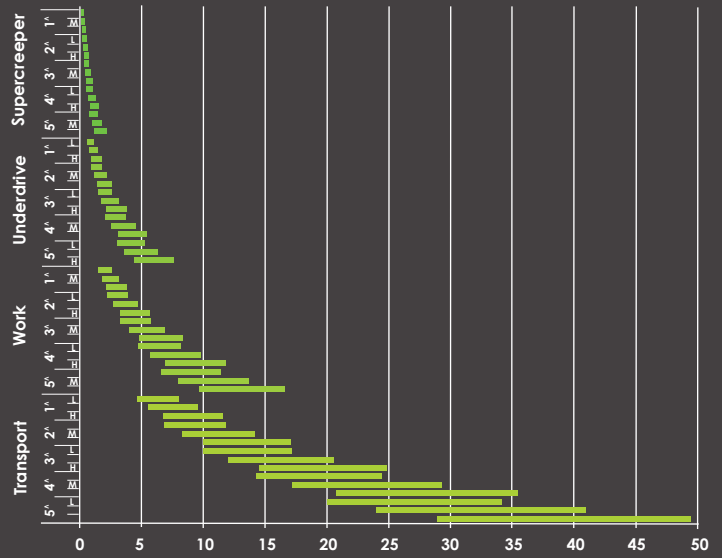


... as does the easy-to-clean cooling system with optional viscous fan.

Under the bonnet of the new 5G Series, there are state-of-the-art, compact, three- and four-cylinder FARMotion Stage 4 (Tier4 Final) engines with an output of 75–116 hp. These have been specifically designed and developed for agricultural use in order to meet the toughest requirements. Thanks to the electronic common-rail injection system with a pressure of 2,000 bar, air-cooled turbocharger and selective catalyst reduction (SCR) system, the engines now deliver 5% more power and torque on average than their predecessors (for the 5080G model, 75 hp only with diesel oxidation catalyst (DOC) catalytic converter and no SCR system). Both fuel consumption and emissions are extremely low. Engine efficiency is supported by the PowerCore air filter and the new cooling system with optional viscous fan. The cooling system can be accessed almost instantly. This makes cleaning and maintenance work much easier.



**EFFICIENT TRANSMISSION.
GET INTO GEAR WITHOUT
COMPROMISE.**




Comfort clutch and Powershift. Simply change gear at the push of a button without pressing the clutch.



Mechanical reverse shuttle or Powershuttle with five adjustable settings – the choice is yours.

When it comes to the transmission, the new 5G Series shows just how adaptable a utility tractor can be. You can choose between four or five speeds, mechanical or electro-hydraulic reverse shuttle and up to four gear ranges (slow, fast, creep and super creep) with two or three Powershift speeds and a minimum of eight up to maximum of sixty forward and reverse gears. Naturally, for all models with five speed variants, the highest efficiency is reached at 40km/h Eco with reduced engine speed. Thanks to Powershift design, engine speed can be increased or decreased under load simply by pressing a button on the gear shift lever without activating the clutch. The Powershuttle (optional) is equipped with two long-life wet multi-plate clutches. This makes it possible to change direction at speeds up to 13 km/h even under load. Another system linked to Powershuttle is the convenient Stop&Go function for stopping and moving off without using the clutch.



New rear wheel ballasting. Greater stability, balance and traction – from front loader operations to field work.



AXLES AND BRAKES.
UNCOMPROMISING SAFETY
IN EVERY SITUATION.



A unique safety concept from DEUTZ-FAHR. Separate oil cooled disc brakes in the front axle.



Mechanical or Hydraulic Parking Brake. The choice is yours.



Air brake system (optional) for reliable braking of heavy rear towed equipment.

The front axle concept of the new 5G Series guarantees good manoeuvrability, safety and traction in all ground conditions. The compact bonnet allows a steering lock angle of up to 50 degrees. The SDD rapid steering system, which halves the number of steering wheel turns needed, is available as an option on every model. Safety is a top priority for DEUTZ-FAHR. The front axle – just like the rear axle – is fitted with disc brakes (4 wheel braking system). These engage without connecting the front drive. A mechanical parking brake is fitted as standard with the option of a Hydraulic Parking Brake. These reliably keep the new 5G Series stationary, even on steep gradients. Electro-hydraulic engagement of the differential lock and four-wheel drive is also included as standard. All models have a 100% locking of the front and rear axle.



The SDD rapid steering system. Half the steering wheel rotation, double the steering power.

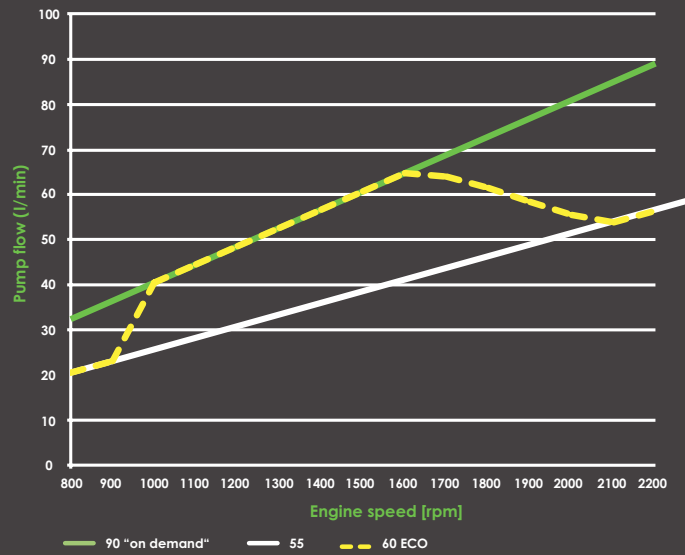



THE HARVEST HAS BEEN BROUGHT IN. THE SOIL IS READY FOR NEXT YEAR'S CROPS. DRILLING, FERTILISATION, MAINTENANCE – YOU HAVE IT ALL UNDER CONTROL. IT'S NICE TO HAVE SOMETHING YOU CAN RELY ON IN ANY SITUATION. THE NEW 5G SERIES CERTAINLY FITS





ATTACHMENT POINTS.
STRONG AND VERSATILE –
WITHOUT COMPROMISE.



Front lift and PTO. Lifting capacity of 2,100 kg and 1,000 PTO.



Mechanical or electronic rear hitch controls. The choice is yours.

The attachment points also demonstrate how well a utility tractor would suit your farm. With the new 5G Series, you can have almost any conceivable implement combination under precise control. 3 different hydraulic variants are available – 55 l/min, 60 l/min ECO and 90 l/min. Double open centre hydraulic pumps with a capacity of up to 60 l/min or 90 l/min and new high-flow hydraulic valves deliver impressive performance – but only when it is needed, of course. Up to four control valves can be used – three mechanical and one electric. Here there is a flow rate of up to 80 l/min as well as a wide range of operating modes, such as float position, continuous flow and kick-out functions. The rear lift and auxiliary control valves can be operated independently of each other. With respect to the PTO, the new 5G Series offers much more than the average utility tractors. The rear has up to four PTO speeds: 540/540 ECO and 1000/1000 ECO. The front PTO runs at 1,000 rpm. The electro-hydraulic connection is fitted as standard. An impressive maximum rear lifting capacity of 5,400 kg (depending on the model). The front linkage can lift a considerable 2,100 kg. The rear lift is available with mechanical or optional with a electronic hitch control with a PTO automatic function depending on the position.



External PTO and hitch controls for straightforward equipment mounting and external equipment operation.



AUTUMN IS HERE. THE GRAIN STORES ARE FULL. LET THE WINTER COME. LOOK FORWARD TO THE NEXT SEASON. WITH NEW JOBS FOR YOU AND YOUR NEW 5G SERIES





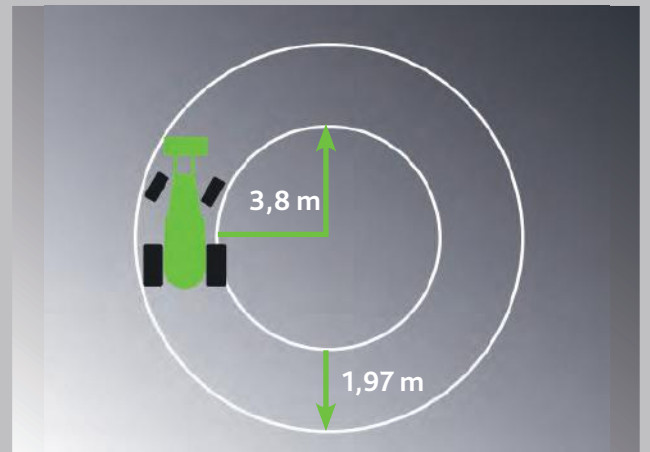
THE NEW 5G SERIES.
IN FRONT WITH FRONT LOADER
WORK – WITHOUT COMPROMISES.



Front loader joystick with Powershift buttons, Stop&Go, SDD rapid steering system ...

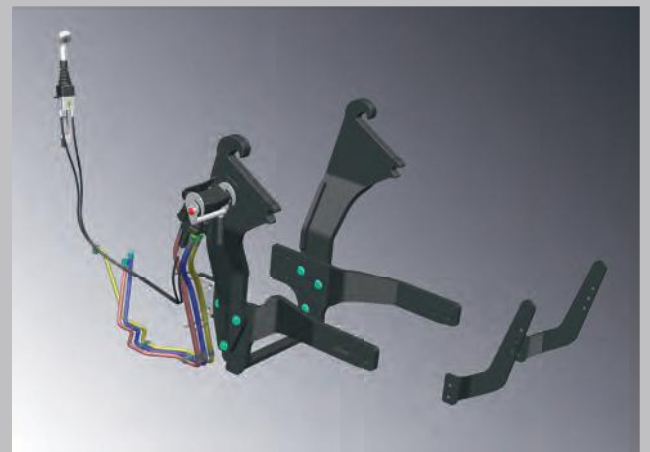


... and all controls for front loader operation are fully integrated and easy to reach.




A turning circle of up to 3.8 m (depending on model, tyres and in optimum conditions) allows easy manoeuvring even in the tightest of spaces.

Feed, grain, soil, bales or even working platforms – there is always something to lift, shovel, load or move around each day. Just one look at the models of the new 5G Series is enough to know that these are the ideal front-loader tractors. With adjustable Powershuttle, Stop&Go, and SDD rapid steering systems, they are versatile and easy to manoeuvre. The additional disc brakes on the front wheels ensure safety, whilst the double hydraulic pumps with a capacity of up to 60l/min ECO or 90 l/min provide the flow and the rear wheel ballasting guarantees stability and balance. Various sunroof options offer an optimal view of the entire working area. The front loader is conveniently operated by a fully integrated lever with Powershift function. How much front loader traction power would you like? The attachment points are already fitted on the front loader Light Kit. Alternatively, the front loader Ready Kit has everything already installed up to the hydraulics. The choice is yours.



The Light Kit or Ready Kit for front loading? The choice is yours.





WHEN DEVELOPING THE NEW
5G SERIES, DEUTZ-FAHR THOUGHT OUT-
SIDE THE BOX – AND OUTSIDE THE FIELD.
THE CAB, ENGINE, TRANSMISSION,
AXLES, BRAKES AND ATTACHMENT
AREAS ARE ALL ALSO DESIGNED TO
HANDLE TOUGH FORESTRY WORK.

TECHNICAL DATA		5G SERIES						
		5080 G	5090 G	5090 G PLUS	5100 G	5110 G	5110 G PLUS	5120 G
ENGINE								
Manufacturer		SDF	SDF	SDF	SDF	SDF	SDF	SDF
Engine		FARMotion	FARMotion	FARMotion	FARMotion	FARMotion	FARMotion	FARMotion
Emissions		Stage 4 (T4 Final)	Stage 4 (T4 Final)	Stage 4 (T4 Final)	Stage 4 (T4 Final)	Stage 4 (T4 Final)	Stage 4 (T4 Final)	Stage 4 (T4 Final)
Cylinders/Capacity	No./cc	3/2887	3/2887	3/2887	4/3849	4/3849	4/3849	4/3849
Turbo intercooler		●	●	●	●	●	●	●
Viscous fan		○	○	○	○	○	○	○
Common Rail	bar	2000	2000	2000	2000	2000	2000	2000
Maximum power (ECE R 120) @2000 rpm	kW/HP	55/75	65/88	65/88	71/97	78/106	78/106	85/116
Maximum power at rated speed (ECE R 120) @2200 rpm	kW/HP	55/75	61.7/84	61.7/84	67.3/92	74/101	74/101	80.6/110
Max. torque at 1600 rpm	Nm (rpm)	342 (1500)	353 (1600)	353 (1600)	386 (1600)	424 (1600)	424 (1600)	462 (1600)
Torque rise	%	42	32	32	32	32	32	32
Electronic engine management		●	●	●	●	●	●	●
Exhaust gas after-treatment system		DOC	SCR	SCR	SCR	SCR	SCR	SCR
PowerCore air filter		●	●	●	●	●	●	●
Fuel tank capacity	litres	130	115	135	135	135	145	145
AdBlue tank capacity	litres	-	8	8	8	8	10	10
TRANSMISSION								
Manufacturer		SDF	SDF	SDF	SDF	SDF	SDF	SDF
Mechanical Reverse Shuttle (LS)		●	●	●	●	●	●	●
Electro-hydraulic reverse shuttle Powershuttle with 5 adjustable settings (GS)		○	○	○	○	○	○	○
Stop&Go System (GS)		○	○	○	○	○	○	○
4-speed gearbox		●	●	●	●	●	●	●
Number of speeds	No.	8+8	8+8	8+8	8+8	8+8	8+8	8+8
Number of speeds with underdrive and supercreeper gear	No.	16+16	16+16	16+16	16+16	16+16	16+16	16+16
5-speed gearbox		○	○	○	○	○	○	○
Number of speeds	No.	10+10	10+10	10+10	10+10	10+10	10+10	10+10
Number of speeds with underdrive and supercreeper gear	No.	20+20	20+20	20+20	20+20	20+20	20+20	20+20
4-speed gearbox with duplex Powershift speeds		○	○	○	○	○	○	○
Number of speeds	No.	16+16	16+16	16+16	16+16	16+16	16+16	16+16
Number of speeds with underdrive and supercreeper gear	No.	32+32	32+32	32+32	32+32	32+32	32+32	32+32
5-speed gearbox with duplex Powershift speeds		○	○	○	○	○	○	○
Number of speeds	No.	20+20	20+20	20+20	20+20	20+20	20+20	20+20
Number of speeds with underdrive and supercreeper gear	No.	40+40	40+40	40+40	40+40	40+40	40+40	40+40
5-speed gearbox with triple Powershift speeds		○	○	○	○	○	○	○
Number of speeds	No.	30+30	30+30	30+30	30+30	30+30	30+30	30+30
Number of speeds with underdrive and supercreeper gear	No.	60+60	60+60	60+60	60+60	60+60	60+60	60+60
PTO								
Electrohydraulic engagement		●	●	●	●	●	●	●
Rear PTO 540/540ECO	rpm	●	●	●	●	●	●	●
Rear PTO 1000/1000ECO	rpm	○	○	○	○	○	○	○
Ground speed PTO		○	○	○	○	○	○	○
Front PTO 1000	rpm	○	○	○	○	○	○	○
AXLES AND BRAKES								
Four wheel drive electro-hydraulically engaged		●	●	●	●	●	●	●
Electrohydraulically engaged differential lock		●	●	●	●	●	●	●
4-wheel braking		○	○	●	●	●	●	●
Hydrostatic steering with independent pump		●	●	●	●	●	●	●
SDD steering system	SDD steering	SDD steering	SDD steering	SDD steering	SDD steering	SDD steering	SDD steering	SDD steering
Trailer air braking valve		○	○	○	○	○	○	○
Mechanical parking brake		●	●	●	●	●	●	●
Hydraulic parking brake (HPB)		○	○	○	○	○	○	○

TECHNICAL DATA		5G SERIES						
		5080 G	5090 G	5090 G PLUS	5100 G	5110 G	5110 G PLUS	5120 G
HYDRAULIC SYSTEM								
Open-centre hydraulic system		●	●	●	●	●	●	●
Pump output (std)	l/min	55	55	55	55	55	55	55
Pump output (opt)	l/min	60ECO	60ECO	60ECO	60ECO	60ECO	-	-
Pump output (opt)	l/min	-	-	-	-	-	90	90
Rear hydraulic auxiliary distributors	n° of ways	1/2/3/3+1	1/2/3/3+1	1/2/3/3+1	1/2/3/3+1	1/2/3/3+1	1/2/3/3+1	1/2/3/3+1
Mechanical rear hitch control		●	●	●	●	●	●	●
Electronic rear hitch control		○	○	○	○	○	○	○
Rear hitch lift capacity (std)	kg	3600	3600	3600	3600	3600	3600	3600
Rear hitch lift capacity (cyl.36mm)	kg	4525	4525	4525	4525	4525	-	-
Rear hitch lift capacity (cyl.42mm)	kg	-	-	-	-	-	4855	4855
Rear hitch lift capacity (cyl.50mm)	kg	-	-	-	-	-	-	5410
Front hitch		○	○	○	○	○	○	○
Front hitch lift capacity	kg	2100	2100	2100	2100	2100	2100	2100
ELECTRICAL SYSTEM								
Voltage	V	12	12	12	12	12	12	12
Alternator	V/A	12/120	12/120	12/120	12/150	12/150	12/150	12/150
Battery	V/AH/A	12/88/580	12/100/650	12/100/650	12/100/650	12/100/650	12/100/650	12/100/650
CAB								
Silent Block suspension		●	●	●	●	●	●	●
Hydro Silent Block suspension		-	-	-	-	-	opt.	opt.
Air conditioning		○	○	○	○	○	○	○
High-visibility roof		○	○	○	○	○	○	○
Driver seat with mechanical suspension		●	●	●	●	●	●	●
Driver seat with air suspension		○	○	○	○	○	○	○
Passenger seat		○	○	○	○	○	○	○
DIMENSIONS AND WEIGHTS								
Standard rear tyres	Type	360/70 R20 420/70 R30	360/70 R20 420/70 R30	380/85 R24 420/85 R34	420/70 R24 480/70 R34	420/70 R24 480/70 R34	420/85 R24 460/85 R34	340/85 R28 420/85 R38
Max. tyres	Type	320/85 R24 340/85 R36	320/85 R24 340/85 R36	280/85 R28 340/85 R38	280/85 R28 340/85 R38	280/85 R28 340/85 R38	280/85 R28 340/85 R38	440/65 R28 540/65 R38
Max. length	mm	4100	4100	4130	4260	4260	4265	4265
Wheelbase (4WD/2WD)	mm	2295/2255	2295/ -	2350/ -	2400	2400/2360	2400	2400/2360
Min./max. width	mm	2037/2341	2037/2341	2065/2365	2065/2365	2065/2365	2209/2609	2209/2609
Min./max. height	mm	2600/2650	2600/2650	2650/2700	2650/2700	2650/2700	2680/2755	2680/2780
Weight	kg	3600	3620	3800	3920	3920	4220	4320
Max. weight (4WD without/with brakes)	kg	5500/5800	5500/5800	6200	6200	6200	7000	7500
Load capacity Min./max. (4WD)	kg	1400/1550	1600/1750	1850/2050	1750/1950	1750/1950	2500/2650	2650/2900

●: standard ○: optional -: not available

ROADS AND SITE MAINTENANCE, CLEANING OPERATIONS, TRANSPORT WORK AND WINTER SERVICES – FOR MUNICIPAL APPLICATIONS, THE NEW 5G SERIES IS FAR SUPERIOR TO OTHER VEHICLE CONCEPTS THANKS TO ITS SIZE AND VERSATILE DESIGN. DAY AFTER DAY, ALL YEAR LONG.






Dealer

Marketing-Communication Service - Code 308.8538.3.4 - 1/2016. clagreen



For further information please contact your dealer or visit deutz-fahr.com.

DEUTZ-FAHR is a brand of  SDF

